

# Husqvarna®

A construction worker wearing a blue protective suit, helmet, and respirator is using a Husqvarna concrete saw to cut a concrete block. The saw is orange and black with a long black flexible hose attached. The background shows a construction site with steel beams and another worker in the distance.

330 YEARS OF INNOVATION & COUNTING

**CONSTRUCTION &  
LANDSCAPING APPLICATIONS**

VERSION: 1.00 (RE. 01/01/21)

# Additional Application Catalogs



Concrete Cutting & Drilling



Demolition




Surface Prep/Dust & Slurry



Concrete Prep & Finishing



Wall & Wire Saws



Diamond Tooling Chart





## Husqvarna Service Centers

---

### US SERVICE CENTERS

#### CORONA AREA SERVICE CENTER

520 East Rincon St., Ste. 101 Corona, CA 92879  
Office: 951-893-4415 Hours: 8:00 a.m. - 4:30 p.m.

#### CHICAGO AREA SERVICE CENTER

180 Stanley St., Elk Grove Village, IL 60007  
Office : 847-378-1330 Hours: 7:30 a.m. - 4:00 p.m.

#### DALLAS SERVICE CENTER

2933 Eisenhower St., Ste. 160, Carrollton, TX 75007  
Office: 214-351-9990 Hours: 7:00 a.m. - 4:00 p.m.

#### OLATHE SERVICE CENTER

17400 West 119th Street Olathe, KS 66061  
Office: 913-928-1471 Hours: 7:00 a.m. - 3:30 p.m.

#### NEW HAVEN SERVICE CENTER

6 Sycamore Way, Unit 2, Branford, CT 06405  
Office: 203-433-3491 Hours: 7:30 a.m. - 4:00 p.m.

#### ATLANTA SERVICE CENTER

6650 Oak Ridge Commerce Way, Austell, GA 30168  
Office: 770-948-0658 Hours: 8:00 a.m. - 4:30 p.m.

### CANADA SERVICE CENTERS

#### QUEBEC SERVICE CENTER

9430 Rte Trans Canadienne St. Laurent,  
Quebec H4S 1R7 | P: 514-335-9769  
Hours: 7:30 a.m. - 4:30 p.m.

#### ONTARIO SERVICE CENTER

850 Matheson Blvd. Mississauga,  
Ontario L5V 0B4 | P: 905-817-8012  
Hours: 8:00 a.m. - 5:00 p.m.

#### BRITISH COLUMBIA SERVICE CENTER

1515 Broadway St., Unit 504, Port Coquitlam,  
British Columbia V3C 6M2 | P: 604-944-0532  
Hours: 8:00 a.m. - 5:00 p.m.

#### ALBERTA SERVICE CENTER

3510 29th St. NE, Calgary,  
Alberta T1Y 6Z8 | P: 403-717-0716  
Hours: 7:30 a.m. - 4:30 p.m.

## Customer Service Centers

---

USA Customer Service & Technical Service: 800-288-5040 | Canada Customer Service: 800-461-9589



# HUSQVARNA POWER CUTTER RANGE

## WIDEST MACHINE RANGE, 1-YEAR WARRANTY AND OUTSTANDING SUPPORT

No matter how good our power cutters and diamond tools get, we never stop improving. We strive to get better because we focus on you, the user - how you work now and how we can help improve it. That is why our machines continue to be perfectly balanced, easy to use and lightweight. In addition, our outstanding reliability, power and ergonomics mean you can stay focused on getting the job completed with great results every time. To put it simply, you can always expect more from a Husqvarna.





**20 MODELS**

**63 VARIATIONS**

**ERGONOMIC  
LOW MAINTENANCE  
RELIABLE**

# Husqvarna Power Cutter Applications

## 1 | Roads & Curbs



### Recommended Power Cutters: K 770, K 970 & K 1270

The power-to-weight ratio and X-Torq® engine make our power cutters the perfect handheld option for making quick cuts in roads or curbs. When a K 770, K 970 or K 1270 is attached to a KV cart, the power cutter becomes a small flat saw increasing ergonomics for operators as well as smooth, straight cuts.





## 2 | Pipe Cutting

**Rec. Power Cutters: K 7000 Ring/Chain & K 970 Ring/Chain**

Cutting concrete pipe with our pipe cutting clamp radically reduces the complexity of the job, which saves time, effort and money. The pipe cutting clamp adds even more precision, safety and ergonomics to your bottom line.



## 3 | Landscaping

**Rec. Power Cutters: K 535i & K 770**

Our saws' power-to-weight ratio, ergonomically designed handles, quick starts, and our wide range of blades make the process of cutting landscaping materials quick and easy. It's as simple as start, cut, and you're done.



## 4 | Deep Cutting

**Rec. Power Cutters: K 970 Chain & K 760 CNB**

When you need to make deep cuts in concrete, whether to make an opening or prevent overcutting at corners. Our deep cutting power cutters can cut up to 17" deep in concrete, brick, block and stone.



## 5 | Mechanical/HVAC

**Rec. Power Cutters: K 4000 Wet, K 4000 CNB & K 535i**

Power cutters can be used to make all types of openings for HVAC systems, metal cutting and wall chasing for electrical renovations. Our light weight, but powerful electric saws enable contractors to cut in enclosed areas without emissions.



## 6 | Municipal Projects

**Rec. Power Cutters: K 970**

A power cutter is a much needed tool for municipalities when making cuts in concrete walls, bricks, block or concrete pipe. The Smartguard series of power cutters features an extended blade guard designed to reduce the likelihood of accidents and circumstances when a kickback may occur. It emphasizes correct cutting technique and cutting in the correct zone.



## 7 | Fire Rescue

**Rec. Power Cutters: K 770 Rescue & K 970 Rescue**

Our specific line of rescue cutters is specially developed for rescue and clearing work. The magnesium blade guard is designed to be visible in smoke and water spray, and the digital ignition system provides a reliable and quick start in any emergency situation. Used and trusted by fire services around the world.

# GAS POWER CUTTER BENEFITS



## 1. DUST SUPPRESSION

The DEX system helps minimize dust and water usage.

## 2. SMARTTENSION™

Semi-automatic SmartTension minimizes the risk of under- and over-tensioning the belt.

## 3. MAGNESIUM BLADE GUARD

Contributes to low weight, which improves power-to-weight ratio.

## 4. X-TORQ® ENGINE

Produces less emissions, low fuel consumption and more power.

## 5. EASY TO START

The unique design of the carburetor, cylinder and digital ignition system, together with air purge and the decompression valve, ensure an easy start.





# Husqvarna K 770 & K 770 Oilguard

## Applications

- Can be used for a variety of cutting applications including curbstones and pavers in landscaping, metal/pipes in installation work, concrete in buildings as well as roadwork applications.



1 YEAR  
WARRANTY

Power Cutter Models	K 770	K 770 Oilguard
12" - Part No. (blade not included)	967808501	-
14" - Part No. (blade not included)	967682101	967691101

## Technical Specifications

Blade, in (mm)	12/14 (300/350)	14 (350)
Cutting depth, in (mm)	4/5 (100/127)	5 (127)
Power, hp (kW)	5 (3.7)	5 (3.7)
Displacement, cu in (cc)	4.48 (74)	4.48 (74)
Power/weight ratio, hp/lbs (kW/kgs)	.24/ .23 (.39/.38)	.23 (.38)
Weight, without fuel and cutting equipment, lbs (kgs)	21.2/21.6 (9.6/9.8)	21.6 (9.8)
Fuel capacity, qt (L)	.95 (.09)	.95 (.09)
Sound power level lwa, db(a)	115	115
Sound pressure level, db(a)	101	101
Vibrations front handle equivalent, m/s <sup>2</sup>	2.1	2.1
Vibrations rear handle equivalent, m/s <sup>2</sup>	2.3	2.3

### Features

X-torq®, air-cooled 2-stroke engine	Yes	Yes
Active air filtration™	Yes	Yes
Smartcarb™	Yes	Yes
Durastarter™	Yes	Yes
Easystart™	Yes	Yes
Reversible cutting arm	Yes	Yes
Fuel indicator in the tank	Yes	Yes
Easy-adjust blade guard	Yes	Yes
Wet kit	Yes	Yes
Replaceable arbor bushing	Yes	Yes





# Husqvarna K 770 Vac & K 770 Drycut

## Applications

- Can be used for a variety of dry cutting applications including curbstones and pavers in landscaping, metal/pipes in installation work, concrete in buildings as well as roadwork applications.

1 YEAR  
WARRANTY



Power Cutter Models	K 770 Vac	K 770 Drycut
12" - Part No. (blade not included)	967860701	967942001

## Technical Specifications

Blade, in (mm)	12 (300)	12 (300)
Cutting depth, in (mm)	5 (127)	5 (127)
Power, hp (kW)	5 (3.7)	5 (3.7)
Displacement, cu in (cc)	4.48 (74)	4.48 (74)
Power/weight ratio, hp/lbs (kW/kgs)	.21 (.34)	.21 (.34)
Weight, without fuel and cutting equipment, lbs (kgs)	24.2 (11)	24.2 (11)
Fuel capacity, qt (L)	.95 (.09)	.95 (.09)
Sound power level lwa, db(a)	115	115
Sound pressure level, db(a)	112	112
Vibrations front handle equivalent, m/s <sup>2</sup>	4.0	3.3
Vibrations rear handle equivalent, m/s <sup>2</sup>	2.8	4.4

### Features

X-torq®, air-cooled 2-stroke engine	Yes	Yes
Active air filtration™	Yes	Yes
Smartcarb™	Yes	Yes
Durastarter™	Yes	Yes
Easystart™	Yes	Yes
Reversible cutting arm	No	No
Fuel indicator in the tank	Yes	Yes
Easy-adjust blade guard	Yes	Yes
Wet kit	Yes	Yes
Replaceable arbor bushing	Yes	Yes





# Husqvarna K 770 & K 970 SmartGuard

## Applications

- Can be used for a variety of cutting applications including curbstones and pavers in landscaping, metal/pipes in installation work, concrete in buildings as well as roadwork applications.



Power Cutter Models	K 770 SmartGuard	K 970 SmartGuard
14" - Part No. (blade not included)	970460001	970460101

## Technical Specifications

Blade, in (mm)	14 (350)	14 (350)
Cutting depth, in (mm)	5 (127)	5 (127)
Power, hp (kW)	5 (3.7)	6.4 (4.8)
Displacement, cu in (cc)	4.48 (74)	5.71 (74)
Power/weight ratio, hp/lbs (kW/kgs)	.23 (.38)	.27 (.44)
Weight, without fuel and cutting equipment, lbs (kgs)	24.5 (11.1)	26.3 (11.9)
Fuel capacity, qt (L)	.95 (.09)	1.1 (1)
Sound power level Iwa, db(a)	115	115
Sound pressure level, db(a)	101	104
Vibrations front handle equivalent, m/s <sup>2</sup>	2.1	4.2
Vibrations rear handle equivalent, m/s <sup>2</sup>	2.0	3.7

### Features

X-torq®, air-cooled 2-stroke engine	Yes	Yes
Active air filtration™	Yes	Yes
Smartcarb™	Yes	Yes
Durastarter™	Yes	Yes
Easystart™	Yes	Yes
Reversible cutting arm	Yes	Yes
Fuel indicator in the tank	Yes	Yes
Easy-adjust blade guard	Yes	Yes
Wet kit	Yes	Yes
Replaceable arbor bushing	Yes	Yes





# Husqvarna K 970 & K 1270

## Applications

- Can be used for a variety of cutting applications including curbstones and pavers in landscaping, metal/pipes in installation work, concrete in buildings as well as roadwork applications.



1 YEAR  
WARRANTY

Power Cutter Models	K 970	K 1270
14" - Part No. (blade not included)	967348001	967978701
16" - Part No. (blade not included)	967348101	967978801

## Technical Specifications

Blade, in (mm)	14/16 (350/400)	14/16 (350/400)
Cutting depth, in (mm)	5/6 (127/152)	5/6 (127/152)
Power, hp (kW)	6.5 (4.8)	7.9 (4.8)
Displacement, cu in (cc)	5.71 (93.6)	7.25 (119)
Power/weight ratio, hp/lbs (kW/kgs)	.27/.26 (.44/.43)	.26/.24 (.42/.40)
Weight, without fuel and cutting equipment, lbs (kgs)	24.3/25.6 (11/11.6)	30.2/32.1 (13.6/14.4)
Fuel capacity, qt (L)	11 (1)	1.3 (1.2)
Sound power level lwa, db(a)	115	118
Sound pressure level, db(a)	102	102
Vibrations front handle equivalent, m/s <sup>2</sup>	3.0/2.7	3.3/3.6
Vibrations rear handle equivalent, m/s <sup>2</sup>	3.8/4.0	3.5/4.1

### Features

X-torq®, air-cooled 2-stroke engine	Yes	Yes
Active air filtration™	Yes	Yes
Smartcarb™	Yes	Yes
Durastarter™	Yes	No
Easystart™	Yes	Yes
Reversible cutting arm	Yes	Yes
Fuel indicator in the tank	Yes	No
Easy-adjust blade guard	Yes	Yes
Wet kit	Yes	Yes
Replaceable arbor bushing	Yes	Yes



# Husqvarna K 760 Cut-N-Break

## Applications

- Designed to cut deep, using a step-cut method, when you need to make/adjust openings.



Power Cutter Models	K 760 Cut-N-Break
Part No. (set of blades and breaker bar included)	967195701

## Technical Specifications

Blade, in (mm)	9 (228)
Cutting depth, in (mm)	16 (400)
Power, hp (kw)	5 (3.7)
Displacement, cu in (cc)	4.48 (74)
Power/weight ratio, hp/lbs (kw/kg)	.24 (.39)
Weight, without fuel and cutting equipment, lbs (kg)	20.7 (9.4)
Fuel capacity, qt (l)	.95 (0.9)
Sound power level lwa, db(a)	113
Sound pressure level, db(a)	101
Vibrations front handle equivalent, m/s <sup>2</sup>	1.9
Vibrations rear handle equivalent, m/s <sup>2</sup>	2.8

Features	
Air-cooled 2-stroke engine	Yes
Active Air Filtration™	Yes
X-torq®	Yes
Smartcarb™	Yes
Durastarter™	Yes
Easystart™	Yes
Fuel indicator in the tank	Yes
Wet kit	Yes





# Husqvarna K 970 Ring & K 970 Chain

## Applications

- Deep cutting irregular openings in concrete, stone & masonry.

1 YEAR  
WARRANTY



Power Cutter Models	K 970 Ring	K 970 Chain
Part No. (blade/bar & chain not included)	967272301	967660501

## Technical Specifications

Blade, in (mm)	14 (350)	N/a
Cutting depth, in (mm)	10 (254)	13/15/17 (330/380/432)
Power, hp (kW)	6.5 (4.8)	6.5 (4.8)
Displacement, cu in (cc)	5.71 (93.6)	5.71 (93.6)
Power/weight ratio, hp/lbs (kW/kgs)	.21 (.34)	.30 (.48)
Weight, without fuel and cutting equipment, lbs (kgs)	29.8 (13.5)	21.4 (9.7)
Fuel capacity, qt (L)	1.1 (1)	1.1 (1)
Sound power level lwa, db(a)	116	116
Sound pressure level, db(a)	103	103
Vibrations front handle equivalent, m/s <sup>2</sup>	3.8	3.6
Vibrations rear handle equivalent, m/s <sup>2</sup>	5.1	2.3

## Features

Air-cooled 2-stroke engine	Yes	Yes
Active Air Filtration™	Yes	Yes
X-torc®	Yes	Yes
Smartcarb™	Yes	Yes
Durastarter™	Yes	Yes
Easystart™	Yes	Yes
Fuel indicator in the tank	Yes	Yes
Easy-adjust blade guard	Yes	Yes
Wet kit	Yes	Yes
Replaceable arbor bushing	Yes	NA

## PIPE CUTTING CLAMP

Enables fast and steady pipe cutting with less strain for the operator. Makes it easy to cut off pipes up to 14 in (350 mm) in diameter from one side straight and precise, using a Husqvarna ring saw or chain saw.

Clamp it on the pipe.  
Attach a Husqvarna ring saw or chain saw. Cut off pipes up to 14 in (350 mm) in diameter from one side, straight and precise.

Flexible design with several fixing points to attach a Husqvarna ring saw or chain saw.

Making the whole cut from above means less need for digging around the pipe, which saves you a lot of working time and effort.

Part No. 593351001

Part No. 590708803

Part No. 593368701

Pipe clamp

Pipe clamp adapter, K 970 Ring

Pipe clamp adapter, K 970 Chain



# ELECTRIC & HIGH FREQUENCY BENEFITS



## 1. DUST SUPPRESSION

The DEX system helps minimize dust and water usage.

## 2. ELGARD™

Advanced electronic overload protection system varies the rotation speed to warn of an approaching overload. (K 4000 Wet, K 4000 Cut-n-Break)

## 3. MAGNESIUM BLADE GUARD

Contributes to low weight, which improves power-to-weight ratio. (K 4000 & K 7000)

## 4. PRIME HIGH FREQUENCY TECHNOLOGY

High power output that operates on both 3-phase and 1-phase power at 220-240V/180-480V (K 7000, K7000 Ring, K 7000 Chain)

## 5. LOW VIBRATION

Less operator fatigue.



# Husqvarna K 4000 Wet & K 4000 Cut-N-Break

## Applications

- Perfect to use when cutting indoors.



1 YEAR  
WARRANTY

Power Cutter Models	K 4000 Wet	K 4000 Cut-N-Break
Part No. (includes wet kit w/GFCI blade not included)	967084001	-
Part No. (breaker bar & set of blades included)	-	967083301

## Technical Specifications

Blade, in (mm)	14 (350)	9 (228)
Cutting depth with vac unit, in (mm)	4.5 (119)	n/a
Cutting depth without vac unit, in (mm)	5 (127)	n/a
Cutting depth, in (mm)	n/a	16 (400)
Electric motor, volts	120	120
Rated output, hp (watts)	2.4 (1,800)	2.4 (1,800)
Rated current, amps	15	15
Weight including cable, not including cutting equipment or vac unit, lbs (kg)	17.4 (7.9)	18 (8.2)
Sound power level Lwa, dB(A)	105	109
Sound pressure level, dB(A)	95	95
Vibration handle equivalent, m/s <sup>2</sup>	3.5	3.4
Recommended minimum size generator, kW*	5	5
Wire/Cable/Extension cord size	12AWG / 50 feet	12AWG / 50 feet
Wire/Cable/Extension cord size	10AWG /100 feet	10AWG /100 feet

### Features

Elgard™, overload protection	Yes	Yes
"Pulling" rotation (downcutting)	Yes	Yes
Simple blade change	Yes	Yes
Replaceable arbor bushing	Yes	No
Wet kit	Yes	Yes

**NOTICE!** Good motor performance depends on proper voltage. Extension cables that are too long and/or which have a gauge that is too small, reduce power to the motor under load, resulting in reduced output or malfunctions. \*Always read generator OM and follow national and local electrical codes





# NEW Husqvarna Prime K 7000

## Applications

- Perfect for wet cutting of concrete, stone and masonry in buildings as well as pipe cutting in pipe trenches.



## Power Cutter Models

**K 7000 16"**

Part No. (blade & power pack not included)

970449601

## Technical Specifications

Blade, in (mm)	16 (400)
Cutting depth, in (mm)	6 (155)
High frequency electric motor, volts	120-240/200-480
Power 3-phase/1-phase, hp (kw)	2-4/7.4 (1.5-3/5.5)
Rated current, amp	10/16
Weight without blade, lbs (kg)	21.6 (9.8)
Sound power level L <sub>wa</sub> , db(a)	111
Sound pressure level, db(a)	93
Vibrations front handle equivalent, m/s <sup>2</sup>	< 1.8
Vibrations rear handle equivalent, m/s <sup>2</sup>	< 1.8

## Features

Overload protection	Yes
"Pulling" rotation (downcutting)	Yes
Simple blade change	Yes
Replaceable arbor bushing	Yes
Wet kit	Yes
Cooling	Water
DEX	Yes

**NOTICE!** Good motor performance depends on proper voltage. Extension cables that are too long and/or which have a gauge that is too small, reduce power to the motor under load, resulting in reduced output or malfunctions. \*Always read generator OM and follow national and local electrical codes





# NEW Husqvarna K 7000 Ring & K 7000 Chain

## Applications

- Perfect for wet cutting of concrete, stone and masonry in buildings as well as pipe cutting in pipe trenches.



1 YEAR  
WARRANTY

Power Cutter Models	14" K 7000 Ring	17" K 7000 Ring	K 7000 Chain
Part No. (blade/bar & chain not included)	970449801	970449901	970449701

## Technical Specifications

Blade, in (mm)	14 (350)	17 (432)	NA
Bar, in (mm)	NA	NA	16 (400)
Cutting depth, in (mm)	10.5 (270)	13 (324)	16 (400)
High frequency electric motor, volts	120-240/200-480	120-240/200-480	120-240/200-480
Power 3-phase/1-phase, hp (kW)	2-4/7.4 (1.5-3/5.5)	2-4/7.4 (1.5-3/5.5)	2-4/7.4 (1.5-3/5.5)
Rated current, amp	10/16	10/16	10/16
Weight without blade, lbs (kg)	27 (12.4)	27 (12.4)	20 (9.1)
Sound power level lwa, db(a)	111	111	112
Sound pressure level lwa, db(a)	99	99	99
Vibrations front handle equivalent, m/s <sup>2</sup>	< 2.7	< 2.7	< 2.4
Vibrations rear handle equivalent, m/s <sup>2</sup>	< 1.9	< 1.9	< 2.1

### Features

Overload protection	Yes	Yes	Yes
"Pulling" rotation (downcutting)	Yes	Yes	Yes
Simple blade change	Yes	Yes	Yes
Replaceable arbor bushing	No	No	NA
Wet kit	Yes	Yes	Yes
Cooling	Water	Water	Water

**NOTICE!** Good motor performance depends on proper voltage. Extension cables that are too long and/or which have a gauge that is too small, reduce power to the motor under load, resulting in reduced output or malfunctions. \*Always read generator OM and follow national and local electrical codes

## PIPE CUTTING CLAMP

Enables fast and steady pipe cutting with less strain for the operator. Makes it easy to cut off pipes up to 14 in (350 mm) in diameter from one side straight and precise, using a Husqvarna ring saw or chain saw.

Husqvarna's pipe guide cutting clamp is easy to fix securely on the pipe.

Clamp it on the pipe. Attach a Husqvarna ring saw or chain saw. Cut off pipes up to 14 in (350 mm) in diameter from one side, straight and precise.

Flexible design with several fixing points to attach a Husqvarna ring saw or chain saw.

Making the whole cut from above means less need for digging around the pipe, which saves you a lot of working time and effort.

Part No. 593351001

Part No. 593368702

Part No. 590708802

Pipe clamp

Pipe clamp adapter, K 7000 Chain

Pipe clamp adapter, K 7000 Ring

# Husqvarna K 3600 MK II

## Applications

- Ideal for indoor and outdoor cutting of everything from brick to reinforced concrete.
- Designed for wet cutting only.



Power Cutter Models		K 3600 MK II
Part No. (blades not included)		968424101

## Technical Specifications

Blade, in (mm)	14 (350)
Cutting depth, in (mm)	10 (254)
Power, hp (kW)	6 (4.4)
Maximum pressure, psi (bar)	2,200 (150)
Maximum flow rate, g/min (l/min)	10 (40)
Sound power level Lwa, dB(A)	111
Sound pressure level, dB(A)	99
Vibrations front handle equivalent, m/s <sup>2</sup>	4.3
Vibrations rear handle equivalent, m/s <sup>2</sup>	6
Weight without blade, lbs (kgs)	18.3 (8.3)

Features	
Hydraulic gear motor	Yes
Peripheral drive	Yes
Adjustable front handle	Yes
Automatic start for water flow	Yes
Servo for rpm control	NA
Reversible cutting arm	NA
Wet kit	NA
Replaceable arbor bushing	NA



# Husqvarna K 2500

## Applications

- Ideal for indoor and outdoor cutting of everything from brick to reinforced concrete.
- Designed for wet cutting only.



Power Cutter Models	K 2500
Part No. (blades not included)	968365401

## Technical Specifications

Blade, in (mm)	16 (400)
Cutting depth, in (mm)	6 (152)
Power, hp (kW)	7 (5.2)
Maximum pressure, psi (bar)	2,200 (150)
Maximum flow rate, g/min (l/min)	10 (40)
Sound power level Lwa, dB(A)	107
Sound pressure level, dB(A)	85
Vibrations front handle equivalent, m/s <sup>2</sup>	7.5
Vibrations rear handle equivalent, m/s <sup>2</sup>	5.2
Weight without blade, lbs (kgs)	18.3 (8.3)

Features	
Hydraulic gear motor	Yes
Peripheral drive	NA
Adjustable front handle	NA
Automatic start for water flow	NA
Servo for rpm control	Yes
Reversible cutting arm	Yes
Wet kit	Yes
Replaceable arbor bushing	Yes

# SPECIALTY POWER CUTTER BENEFITS



## 1. ANTI-VIBRATION SYSTEM

Reduced vibrations in the handles means the power cutter is more comfortable to hold and less strain on the operator.

## 2. WET CUTTING KIT

A progressive water valve adjusts the water volume to reduce slurry and water consumption.

## 3. ACTIVE AIR FILTRATION

Two-step filtration system with centrifugal cleaning and a single paper filter increases product life and extends service intervals.

## 4. X-TORQ® ENGINE

Patented engine uses air to flush out the cylinder providing exceptional power that also keeps fuel consumption and emissions low.

## 5. APPLICATION BASED BLADE GUARDS

Our rescue saws feature lightweight magnesium blade guards with reflective tape to help maintain visibility in smoke and water spray. The rail saw features a chrome blade guard for safety rules.





# Husqvarna K 770 Rescue & K 970 Rescue

## Applications

- The rescue saws create openings in buildings, trains and airplanes for search and rescue jobs.



1 YEAR  
WARRANTY

Power Cutter Models	K 770 Rescue	K 970 Rescue
Part No. (blade not included)	967809101	967635601

## Technical Specifications

Blade, in (mm)	12 (300)	14 (350)
Cutting depth, in (mm)	4 (100)	5 (127)
Power, hp (kw)	5 (3.7)	6.5 (4.8)
Displacement, cu in (cc)	4.48 (74)	5.71 (93.6)
Power/weight ratio, hp/lbs (kw/kg)	.24 (.39)	.26 (.44)
Fuel capacity, qt (l)	.95 (0.9)	1.1 (1)
Sound power level lwa, db(a)	115	115
Sound pressure level, db(a)	101	102
Vibrations front handle equivalent, m/s <sup>2</sup>	2.1	3.9 / 3.3
Vibrations rear handle equivalent, m/s <sup>2</sup>	2.3	4.2 / 4.3
Weight, without fuel and cutting equipment, lbs (kg)	22 (10)	24.2 (11)

### Features

X-torq®, air-cooled 2-stroke engine	Yes	Yes
Active air filtration™	Yes	Yes
Smartcarb™	Yes	Yes
Durastarter™	Yes	Yes
Easystart™	Yes	Yes
Reversible cutting arm	Yes	Yes
Fuel indicator in the tank	Yes	Yes
Easy-adjust blade guard	Yes	Yes
Replaceable arbor bushing	Yes	Yes



# Husqvarna K 1270 Rescue

## Applications

- Cuts rails in maintenance work on train, tram and underground rail systems.



Power Cutter Models	K 1270 Rail
Part No. (blade not included)	967982501


## Technical Specifications

Blade, in (mm)	16 (400)
Cutting depth, in (mm)	6 (152)
Power, hp (kw)	7.9 (4.8)
Displacement, cu in (cc)	7.25 (119)
Power/weight ratio, hp/lbs (kw/kg)	.17 (.27)
Fuel capacity, qt (l)	1.3 (1.2)
Sound power level lwa, db(a)	118
Sound pressure level, db(a)	102
Vibrations front handle equivalent, m/s <sup>2</sup>	5.1
Vibrations rear handle equivalent, m/s <sup>2</sup>	5.2
Weight, without fuel and cutting equipment, lbs (kg)	47 (21.2)

Features	
X-torq®, air-cooled 2-stroke engine	Yes
Active air filtration™	Yes
Smartcarb™	Yes
Easystart™	Yes
Easy-adjust blade guard	Yes
Replaceable arbor bushing	Yes







# HUSQVARNA POWER PACK BENEFITS



## 1. MULTIPLE POWER OPTIONS

Husqvarna power packs are available in a variety of power options capability of running High Frequency, PRIME, or hydraulic equipment.

## 2. EASY TO TRANSPORT

The high frequency power packs are around 20-50 lbs, easy to pick up and maneuver around the job site. The hydraulic packs are outfitted with wheels to easily push wherever needed.







# NEW Husqvarna PP 70 & PP 220

## Applications

- Electric power pack for Husqvarna's K 7000, K 7000 Ring, K 7000 Chain and DM 700 high frequency products. (PP 70)
- Water-cooled electric high frequency power pack for the WS 220 wall saw, DM 700 drill motor, K 7000, K 7000 Ring and K 7000 Chain power cutters. (PP 220)



Power Pack Models	PP 70	PP 220
Part No. (includes pigtails)	967828303	966563803

## Technical Specifications

Power 3-phase/1-phase, hp (kW)	2-4 (1.5-3) 1-phase/ 8.7 (6.5) 3-phase	8.7/4.7 (6.5/3.5)
Rated current, amp	15	16/10
Voltage 3-phase/1-phase, V	120-240/200-480	200-480/226-240
Cooling	Water	Water
Weight, lbs (kg)	40 (18)	24 (10.8)
Dimensions (W x H x L) in, mm	7 x 16 x 22.4 (183 x 410 x 570)	7.2 x 13.8 x 16.5 (183 x 350 x 567)
Recommended minimum size generator, kW	10	10

## WA 20 Wall Attachment

### Applications

- Enables the K 3600 and now the K 7000 Ring to easily attach to a wall to make cuts.



Wall Attachment Models	WA 20
WA 20 wall kit (two 1-meter rails and carriage)	506319302
WA 20 extra rail	506338703
WA 20 carriage mount adapter, K 6500 Ring	590708801
WA 20 carriage mount adapter, K 3600	506323301
WA 20 carriage mount Adapter, K 2500	506323501

# Husqvarna P16kVA Prime Generator

## Applications

- Generator designed to support PRIME range of equipment: PP 70, PP 220, K 7000, K 7000 Ring, K 7000 Chain and DM 700 high frequency products.



Generator Models	P16kVA
Part No.	967836201

## Technical Specifications

Generator	
Max output, HP (kW)	21 (16)
Frequency, Hz	60
Voltage, V	120/480 3-phase
Sockets	20A 125V GFCI UG Receptable, L 16-30R 30A 3-phase 480V Receptable
Dry weight, lbs (kg)	342 (155)
Noise level, dB	No Load - 72, 50% Load - 76, 100% Load - 78
Rated power factor	0.8
Engine	
Type, model	Twin cylinder air cooled petrol, Honda GX690
Starting system	Key Start
Displacement, cc	688
Fuel economy, gal/hr. (L/h)	.92 @ 50% load (3.5 @ 50% load)
Run time, hrs	10 @ 50% load
Fuel tank, gal (l)	8.98 (3.4)

# Husqvarna PP 518 & PP 325 E

## Applications

- PP 518 (gas-powered) and PP 325 E (electric-powered) are capable of running hydraulic products like our DM 406 H drill motor, K 3600 MK II and K 2500 power cutters.



Power Pack Models	PP 518	PP 325 E
Part No.	967153602	965156406

## Technical Specifications

Engine	Gas twin cylinder OHV, aircooled, electric start		NA
Power, hp (kW)/engine manufacturer	18 (13.5) Briggs & Stratton		NA
Pressure, psi (bar)	2,000 (140)		2,000 (140)
Flow, gpm (lpm)	5, 8, 10 (20, 30, 40)		10 (40)
Weight (with oil), lbs (kg)	298 (135)		205 (93)
Hose set weight (with oil), lbs (kg)	22 (10)		NA
Hose set (2 hoses included as standard)	½"(13cm) x 25'(7.5m)		NA
Hydraulic connections	Flat faced couplers		Flat faced couplers
Hydraulic oil capacity, gal (l)	4 (15)		NA
Fuel capacity, gal (l)	3 (11.4)		NA
Dimensions (L x W x H), in (mm)	35 x 21 x 29 (89 x 53 x 74)		NA
Motor	NA		Electric
Specifications	NA	480v, 16amp, 60Hz, 3PH	
Output, hp (kW)	NA		12.5 (9)
Hose set (3 hoses included as standard)	NA	0.5" (13cm) x 26' (8m)	
Maximum input, gpm (lpm)	NA		NA
Maximum input pressure, psi (bar)	NA		NA
Flow rates, gpm (lpm)	NA		NA
Maximum output pressure, psi (bar)	NA		NA



# How to Control Dust while Cutting



Wet Applications	W-Line	Water Supply
Wet Power Cutting		
K 535i	+	WT 15 / PWT 15 / WT2GO
K 770	+	WT 15 / PWT 15 / WT2GO / KV K 770+
K 970	+	WT 15 / PWT 15 / KV K 970 / WT2GO / KV 1270+
K 1270	+	WT 15 / PWT 15 / KV K 970 / WT2GO / KV 1270+
K 4000	+	WT 15 / PWT 15 / WT2GO
K 7000	+	WT 15 / PWT 15 / WT2GO

+ Attached to machine

Dry Applications	S-Line	A-Line	
Dry Power Cutting	S 26	A 2000	A 600
K 770 Vac	+	+	+
K 3000/K 4000	VA+	VA+	VA+

+ Attached to machine VA-Vac Attachment



# **POWER CUTTER ACCESSORIES & SPARE PARTS**

Whether you need a new blade guard, transport box, filter or more oilguard or fuel, we've got you covered. Find all the space part and accessories needed for your power cutter.





# Power Cutter Oil & Fuel

## OilGuard - Premium 2-Stroke Engine Oil

### Applications

OilGuard is a synthetic blend designed for power cutters and any other 2-cycle equipment used in tough, dirty conditions. OilGuard oil lowers engine operating temperatures and reduces smoke. It eliminates piston and cylinder failures caused by lack of lubrication.



Description	Part Number
1 case of 48, 2.6 oz bottles - 1 gal. mix (126/pallet)	504067201
1 case of 48, 6.4 oz bottles - 2.5 gal mix (78/pallet)	504067301 (US Customer Only)
1 case of 24, 12.8 oz bottles - 5 gal mix (90/pallet)	504067401 (US Customer Only)

1-9 cases - standard discount applies. | 10-49 cases - receive an additional 5% off. | 50+ cases - receive an additional 10% off. | Pallet quantities - receive freight prepaid.

## Pre-Mixed Fuel 2-Stroke Engine

### Applications

High Octane (95) fuel mixed with Husqvarna's best synthetic oil blend. There is no need for mixing or measuring. The fuel protects fuel systems, saves carburetors and extends equipment life because it does not contain ethanol. Extremely stable and a long shelf life.



Available in bulk sizes of 1/5/55 gallons! Ask your Husqvarna representative for more details.

Description	Part Number
1 case of 6, 1 quart cans	581158701*

\*Minimum purchase 2 cases. | Pallet quantities of 132 cases receive freight prepaid.

# Water Tanks

## Features & Benefits

- The WT 15 is a battery-powered pressurized water tank that provides 45 minutes of cutting time. Works with all Husqvarna wet cutting equipment.



Water Tank Model	WT 15	PWT 15
Part No.	966708302	506326302
Water tank capacity, gal (L)	3.96 (15)	4 (15)
Battery type, Lithium-Ion	18 V/1.6 AH	-
Battery capacity	2 hrs.	-
Charger	18 V/600 mA	-
External power source	12/24 V, min 1.5A	-

Accessories	WT 15	PWT 15
WT 15 Lithium-Ion battery	505143101	X

## Features & Benefits

- No pump which means greater reliability.
- Lightweight and easy to carry around.
- Two carrying positions for easy transportation.
- No batteries pr complicated electronics to maintain.
- Continuous water supply: 3.65 gal (13.8 L) tank can continuously supply water for 10-25 mins (depending on water value settings).



Water Tank Model	WT2G0
Part No.	598742401
Water tank capacity, gal (L)	3.65 (13.8)
Weight (dry), lbs (kgs)	12.6 (5.7)
Weight (full), lbs (kgs)	43 (19.5)
Continuous output pressure, PSI	7-10
Continuous output run time, mins	10-25

## Power Cutter Accessories & Spare Parts

Accessories		K 770	K 970	K 1270
KV 7 two-wheel cart with water tank	587768401	X		
KV 9/12 two-wheel cart with water tank	587768402		X	X
Transport box	506310802	X	X	X
Water hose, 30'	531031529	X	X	X
Water tank, WT 15	966708302	X	X	X
Water tank, PWT 15	506326302	X	X	X
Water tank, WT2G0	598742401	X	X	X
Wheel Kit	589334301	X	X	X
Spare Parts		K 770	K 970	K 1270
Arbor bushing, replaceable 7/8"	506379622	X	X	X
Arbor bushing, reversible 20mm/1"	578398201	X	X	X
Belt (Poly-V) 12", 14" K 770	544908406	X		
Belt (Poly-V) 14", K 970/K 960	544908403		X	
Belt (Poly-V) 16", K 970/K 960	544908404		X	
Belt (Poly-V) 14", 16" K 1270/K 1260/K 1250	544976301			X
Belt (4PK 870) 14", K 970 II	544976304		X	
Belt (4PK 907) 16", K 970 II	544976305		X	
Complete starter assembly, K 770 & K 770 CnB	584886804	X		
Complete starter assembly, K 970	574507313		X	
Coupler, water hose	503266003	X	X	X
Filter, air K 970, K1270/K 1260	510244103		X	X
Filter, air with spill (cage) K 770/760/750	574362302	X		
Filter, fuel, with weight	506264111	X	X	X
Filter, metal cutting air K 970, K1270/K 1260 / Rail	510244105		X	X
Fuel tank cap assembly	506255906	X	X	X
Starter cord	506335615	X	X	X
Starter cord, bulk reel (165')	506335650	X	X	X
Starter assembly, complete K1270/K 1260/K 1250	506275509			X
Spark plug	503235109	X	X	X
Wet kit, magnesium guard	581476212	X		
Wrench, combination (Torx)	506382601	X	X	X

## Power Cutter SmartGuard Accessories

Accessories		K 770 SmartGuard	K 970 SmartGuard
Accessory kit for retrofit smartguard	598937801	X	
Accessory kit for retrofit smartguard	598938101		X



# Power Cutter Accessories & Spare Parts

Accessories		K 760 CnB	K 970 Ring	K 970 Chain
Cut-n-Break tool	544178003	X		
Pro45 Kit, K 970 Chain*	588679701			X
Rim sprocket 3/8 pitch	506334201			X
Rim sprocket .444 pitch / Pro45	588147901			X
Transport box, K 970/K 960/K 3600	575422801		X	
Transport box, K 970/K 960 Chain	575465101			X
Water hose, 30'	531031529	X	X	X
14" bar	506346214			X
12" bar Pro45 .444 pitch	587781401			X
16" bar Pro45 .444 pitch	587781402			X
Spare Parts		K 760 CnB	K 970 Ring	K 970 Chain
Belt, K 760 CnB	506372702	X		
Belt (Poly-V)	544908401		X	
Blade bolt kit	501008806	X		
Complete starter assembly, K 770 & K 770 CnB	584886804	X		
Complete starter assembly, K 970	574507313		X	X
Coupler, water hose	503266003	X	X	X
Drive disc (blade)	506178304		X	
Filter, air with spill (cage) K 770/760/750	574362302	X		
Filter, fuel, with weight	506264111	X	X	X
Filter, polyester air (K 970 Chain & Ring)	510244106		X	X
Fuel tank cap assembly	506255906	X	X	X
Hose kit/valve handle	505095501		X	
Knob with seal	506382202		X	
Nose bearing cage kit	504142501	X		
Nose bearing tool	544178101	X		
Roller, guide	506352005		X	
Roller, support	506352103		X	
Spark plug	503235109	X	X	X
Starter cord	506335615	X	X	X
Starter cord, bulk reel (165')	506335650	X	X	X
Wrench, combination (Torx)	506382601	X	X	X

# Power Pack Accessories & Spare Parts

Accessories		PP 518	PP 325 E
Hydraulic hose ½" x 26' (8m), 2 hose set & fitted water hose	531115170		X
Hydraulic hose ½" x 25' (7.6m), 2 hose set	510202306	X	
Hydraulic hose 5/8" x 25' (7.6m), 2 hose set	510202308	X	
Hydraulic hose 5/8" x 50' (15.2m), 2 hose set	510202310	X	

## Power Cutter Service Kits

Service Kits		K 770	K 970	K 1270	K 760 CnB
K 770 12"/14"	599156501	X			
K 970 14"	599156504		X		
K 970 16"	599156505		X		
K 1270 14"/16"	599156503			X	
K 760 Cut-N-Break	599156502				X



K 770 12"



K 770 14"



K 970 14"



K 970 16"



K 760 Cut-N-Break

## Power Cutter Accessories & Spare Parts

Accessories		K 4000 Wet	K 4000 CnB
Cut-n-Break tool	544178003		X
S 26	967663901	X	
Dust reducer unit, K 4000 Vac	523095001	X	
Transport box, K 4000	505399523	X	
Water tank, WT 15	966708302	X	
Water tank, PWT 15	506326302	X	
Water tank, WT2G0	598742401	X	
Spare Parts		K 4000 Wet	K 4000 CnB
Belt, K 4000 CnB	506372720		X
Blade bolt kit	501008806		X
Brush, carbon	589911202	X	
Brush, pop-up kit (2 brushes)	581086804	X	
Cord assembly with plug, GFI, wet	594005603	X	X
Cord protection at handle	575811001	X	X
Elgard circuit protection, 110/120, wet	577010105	X	
Spray guard	577935301	X	X
Trigger switch	531031883		X
Wrench, combination	501691702	X	X

# Prime Power Cutter Accessories & Spare Parts

Accessories		K 7000	K 7000 Ring	K 7000 Chain
12" bar Pro45 .444 pitch	587781401			X
16" bar Pro45 .444 pitch	587781402			X
Rim sprocket .444 pitch/Pro45	588147901			X
Wheel Kit	589334301	X		
Spare Parts		K 7000	K 7000 Ring	K 7000 Chain
Belt	544908405		X	
Belt	544976306	X		
Knob with seal	506382202		X	
Roller, support	506352103		X	
Roller, guide	506352005		X	
Tool Kit (combo, 19mm, 6 mm, 5 mm, 4 mm)	506363802		X	

# Hydraulic Power Cutter Accessories & Spare Parts

Accessories		K 3600 MK II	K 2500
Transport box, K 970/K 960/K 3600	575422801	X	X
Water hose, 30'	531031529	X	X
Spare Parts		K 3600 MK II	K 2500
Drive disc (blade)	506178304	X	
Knob with seal	506382202	X	
Roller, guide	506352005	X	
Roller, support	506352103	X	
Tool kit (Combo, 19mm, 6mm, 5mm, 4mm)	506363802	X	

# Specialty Power Cutter Accessories & Spare Parts

Accessories		K 770 Rescue	K 970 Rescue	K 1270 Rail
Transport box	506310802	X	X	
Transport box, K 1270 Rail	575465301			X
RA 10	506226611			X
RA 10 S (Wide Rail)	506226612			X
Spare Parts		K 770 Rescue	K 970 Rescue	K 1270 Rail
Belt Rail (Poly-V) 16"	544976302			X
Filter, metal cutting air	510244105			X
Starter grip, rescue	506297502	X		
Strap bracket, rear handle K 760	506302504	X		
Strap bracket rear handle, K 970	588731402		X	
Shoulder strap	586456001	X	X	





# DIAMOND BLADES

Husqvarna Construction Products has been engineering, testing, and manufacturing diamond tools for decades. We do this, so that when you are out in the field running our blades, you get the best performance. Matching the right blade, to the right saw, to the right application to achieve peak performance is what we do.



# BLADE QUALITY LEVELS



## GOLD LEVEL

Gold level blades are developed for intensive professional use in specialized applications. They provide maximum cutting speed and wear resistance in heavy cutting applications.



## SILVER LEVEL

Silver level blades are made for professional use in all-around applications. They provide high cutting speed and wear resistance in all cutting applications.



## BRONZE LEVEL

Bronze level diamond blades are developed for occasional use. They provide a good balance between performance and price in common cutting applications.



## SPECIALITY

Husqvarna has developed a large variety of professional and general use speciality blades & chains for a wide variety of all-round cutting applications.

To learn more about diamond tools visit:  
[www.husqvarnacp.com/us/diamond-tools/](http://www.husqvarnacp.com/us/diamond-tools/)



# Power Cutter Diamond Blades

## Elite-Cut HI Series

GENERAL PURPOSE,

ABRASIVE MATERIAL BLADES, 2-15 HP

- HI3: highly reinforced concrete
- HI5: reinforced concrete, brick



### Elite-Cut HI Series | Dry or Wet Cutting | Laser Welded

Sizes - Inches (mm)	HI3 Part No.	HI5 Part No.
12 (305) x .125 x 1 DP - 20 mm B	<b>587081801</b>	<b>542774540</b>
14 (350) x .125 x 1 DP - 20 mm B	<b>587081901</b>	<b>542774541</b>
16 (400) x .125 x 1 DP - 20 mm B	<b>582393501</b>	-
16 (400) x .140 x 1 DP - 20 mm B	<b>587082001</b>	<b>542774542</b>
16 (400) x .165 x 1 DP - 20 mm B	<b>582669101</b>	-
16 (400) x .235 x 1 DP - 20 mm B	<b>582663801</b>	-

Total segment height HI3, HI5, HI8: .475" (.375" diamond depth: 100° segment base). Total segment height HI10: .400" (.300" diamond depth: 100° segment base).

## Elite-Cut HI Series

GENERAL PURPOSE,

ABRASIVE MATERIAL BLADES, 2-15 HP

- HI8: block, soft brick, concrete pavers
- HI10: asphalt, green concrete



### Elite-Cut HI Series | Dry or Wet Cutting | Laser Welded

Sizes - Inches (mm)	HI8 Part No.	HI10 Part No.
12 (305) x .125 x 1 DP - 20 mm B	<b>542776503</b>	<b>542776406</b>
14 (350) x .125 x 1 DP - 20 mm B	<b>542776504</b>	<b>542776404</b>
16 (400) x .125 x 1 DP - 20 mm B	-	-
16 (400) x .140 x 1 DP - 20 mm B	<b>542776505</b>	<b>542776409</b>

Total segment height HI3, HI5, HI8: .475" (.375" diamond depth: 100° segment base). Total segment height HI10: .400" (.300" diamond depth: 100° segment base).




# Power Cutter Diamond Blades

## Vari-Cut™ Series

GENERAL PURPOSE, ABRASIVE MATERIAL  
BLADES, 2-15 HP

- Vari-Cut: reinforced concrete, brick, block.
- Vari-Cut Plus: reinforced concrete, brick, block, green concrete & asphalt.
- Vari-Cut Turbo: highly reinforced concrete, brick.



Vari-Cut Series | Dry or Wet Cutting | Laser Welded

Sizes - Inches (mm)	Vari-Cut Part No.	Vari-Cut Plus Part No.	Vari-Cut Turbo Part No.
12 (305) x .125 x 1 DP - 20 mm B	542751358	-	-
14 (350) x .125 x 1 DP - 20 mm B	542751359	585580801	586107801
16 (400) x .125 x 1 DP - 20 mm B	542751360	585580802	587905905

Total segment height: .400" (.300" diamond depth; .100" segment base).

## QH5

GENERAL PURPOSE, 2-15 HP

- QH5: reinforced concrete, brick & block



QH5 | Dry or Wet Cutting | Diffusion Bond

Sizes - Inches (mm)	Part Number
12 (305) x .118 x 1 DP - 20 mm B	542773661
14 (350) x .118 x 1 DP - 20 mm B	542773481
16 (400) x .118 x 1 DP - 20 mm B	501635601
14 (350) x .118 x 1 DP - 20 mm B (5 pack)	542773811
14 (350) x .118 x 1 DP - 20 mm B (10 pack)	542773670


Total segment height is .500" (.400" diamond depth; .100" segment base).

# Power Cutter Diamond Blades

## Tacti-Cut VH Series

GENERAL PURPOSE, 2-15 HP

- VH3: highly reinforced concrete.
- VH5: reinforced concrete, brick.
- VH10: block, soft brick, concrete pavers, green concrete.



### Tacti-Cut Series | Dry or Wet Cutting | Diffusion Bond

Sizes - Inches (mm)	VH3 Part No.	VH5 Part No.	VH10 Part No.
12 (305) x .118 x 1 DP - 20 mm B	-	542774462	-
14 (350) x .118 x 1 DP - 20 mm B	589487901	542774463	-
14 (350) x .125 x 1 DP - 20 mm B	-	-	542777195
14 (350) x .125 x 1 DP - 20 mm B (5 pack)	-	-	542773482
14 (350) x .118 x 1 DP - 20 mm B (5 pack)	-	542777987	-
12 (305) x .118 x 1 DP - 20 mm B (10 pack)	-	542773240	-
14 (350) x .118 x 1 DP - 20 mm B (10 pack)	-	542773241	-

Total segment height: .450" (.350" diamond depth; .100" segment base).

## NXS

METAL CUTTING, FIRE RESCUE BLADES

- Thicker, electroplated core with cooling holes for protection during deep cutting.
- NXS: metal, concrete, stone, rebar, brick, block.



### NXS | Dry or Wet Cutting | Laser Welded

Sizes - Inches (mm)	Part Number
12 (305) x .125 x 1 DP - 20 mm B	542751722
14 (350) x .125 x 1 DP - 20 mm B	542751723
16 (400) x .140 x 1 DP - 20 mm B	542751724

Total segment height is .200"

# Power Cutter Diamond Blades

## FR3

### METAL CUTTING, FIRE RESCUE BLADES

- Recommended when free cutting of any material is a critical requirement including steel.
- FR3: metal, concrete, stone, rebar, brick, block.



#### FR3 | Dry or Wet Cutting | Laser Welded

Sizes - Inches (mm)	Part Number
12 (305) x .140 x 1 DP - 20 mm B	542777197
14 (350) x .140 x 1 DP - 20 mm B	542777184
16 (400) x .140 x 1 DP - 20 mm B	542773051

## DI5

### DUCTILE IRON BLADES

- Lasts as long as 75 husqvarna abrasive blades.
- Electroplating core.



#### DI5 | Dry or Wet Cutting | Laser Welded

Sizes - Inches (mm)	Part Number
12 (305) x .125 x 1 DP - 20 mm B	542776407
14 (350) x .125 x 1 DP - 20 mm B	542776408
<b>Steel brushing for high -speed diamond &amp; abrasive blades</b>	
1-20 mm B	542751283
1- 7/8" B	542751284

Total segment height is .200"

## Elite-Ring Series Blades

### HARD CONCRETE, GENERAL PURPOSE, ABRASIVE MATERIAL BLADES

- R1410: reinforced concrete.
- R1420: stone, cured concrete, green concrete, brick.



#### Elite-Ring | Wet Cutting | Laser Welded

Sizes - Inches (mm)	R1410 Part No.	R1420 Part No.
14 (350) x .165	589648101	587344701
14 (350) x .235	589648001	-
17 (432) x .165	593727701	593727901
17 (432) x .235	593727702	-

Total segment height is .450" (.350" diamond depth, .100" segment base.)



# Power Cutter Diamond Blades

## Vari-Ring Series Blades

**HARD CONCRETE, GENERAL PURPOSE, ABRASIVE MATERIAL  
BLADES**

- R10: available as .220" wide ring saw blade for chainsaw pre-cut.
- R20: general concrete, reinforced concrete.
- DI Ring: ductile iron, one layer of vacuum brazed diamonds.



### Vari-Ring | Wet Cutting | Laser Welded

Sizes - Inches (mm)	R10 Part No.	R20 Part No.	DI Ring Part No.
14 (350) x .165	531108058	531108059	574478702
14 (350) x .235	542767375	-	-
17 (432) x .165	-	-	593727601

Total segment height is .450" (.350" diamond depth, .100" segment base.)

## Tacti-Ring Series Blades

**HARD CONCRETE, GENERAL PURPOSE,  
ABRASIVE MATERIAL BLADES**

- R10: general concrete.



### Tacti-Ring | Wet Cutting | Laser Welded

Sizes - Inches (mm)	Part No.
14 (350) x .165	542767358

Total segment height is .200"

## Cut-N-Break Diamond Blade Sets

**HARD CONCRETE, GENERAL PURPOSE, ABRASIVE MATERIAL**

- EL10CnB: cured concrete with hard to medium-hard aggregate.
- EL35CnB: general purpose, river rock, granite, heavily reinforced concrete, mica, precast panels, marble, quartz, trap rock and flint rock.
- EL70CnB: concrete block, green concrete, limestone, lava rock, slate, shale, sandstone, very abrasive softer material.
- All Cut-N-Break blade sets have a depth of 16", for wet cutting only.



### Cut-N-Break Blade Sets | Wet Cutting | Laser Welded

Description	Part No.
EL10	597807901
EL35	597808001
EL70	597808301


Total segment height is .295"

# Power Cutter Diamond Blades

## Diamond Chains

### GENERAL PURPOSE, ABRASIVE MATERIAL

- PXC45: general purpose, granite, hard brick.
- ELC45: general purpose, lightly reinforced concrete, concrete pipes, other precast concrete.
- SLC45: general purpose, lightly reinforced concrete, concrete pipes, other precast concrete.
- PRO45: reinforced concrete, concrete pipe and precast. Designed for PRIME K 6500 Chainsaw.
- 16" chains cut 17" deep and 12" chains cut 13" deep.



### Diamond Chains | Wet Cutting | Laser Welded

Description - Size - Segment Width	Part Number
PXC45 14" (.220" wide)	590329801
ELC45 14" (.220" wide)	590329901
SLC45 14" (.220" wide)	590330101
PRO45 12" (.220" wide)	588150401
12" PRO45 bar	587781401
14" bar	506346214
PRO45 16" (.220" wide)	588150402
16" PRO45 bar	587781402

## EHS High-Speed Abrasive


### CONCRETE, MASONRY, METAL BLADES

- Red EHS: concrete, masonry.
- Blue EHS: metals.
- Green EHS: cast iron, ductile iron.
- Yellow EHS: XX
- List price is for one blade, must purchase in packaged quantities (10/box).



### Abrasive Blades | Wet Cutting | Laser Welded

Sizes - Inches (mm)	Red EHS Part No.	Blue EHS Part No.	Green EHS Part No.	Yellow EHS Part No.
12 (305) x 1/8 x 1	542751490	542751494	542751498	-
12 (305) x 1/8 x 20 mm	542751491	542751495	542751499	-
14 (350) x 1/8 x 1	542751492	542751496	542751500	542751520
14 (350) x 1/8 x 20 mm	542751493	542751497	598694101	-
16 (400) x 1/8 x 1	-	-	-	542751521

The background of the advertisement is a photograph of a construction site. In the foreground, there are concrete slabs and a metal bracket. In the background, a white and orange Husqvarna sprayer is visible on a gravel surface. The scene is surrounded by lush green trees and foliage.

# HUSQVARNA BATTERY RANGE

## **BATTERY-POWERED CORDLESS CONVENIENCE**

Husqvarna's battery-powered products rely on a range of lightweight, powerful lithium-ion batteries, arranged in an optimized set-up. The one-battery system means that the battery fits any battery-powered Husqvarna machine, providing both convenience and flexibility. Thanks to a smart and rigorously tested design, our battery machines fulfill IPX4 – a high weather protection standard for electronic products. This makes them long-term reliable working tools, especially in wet conditions.

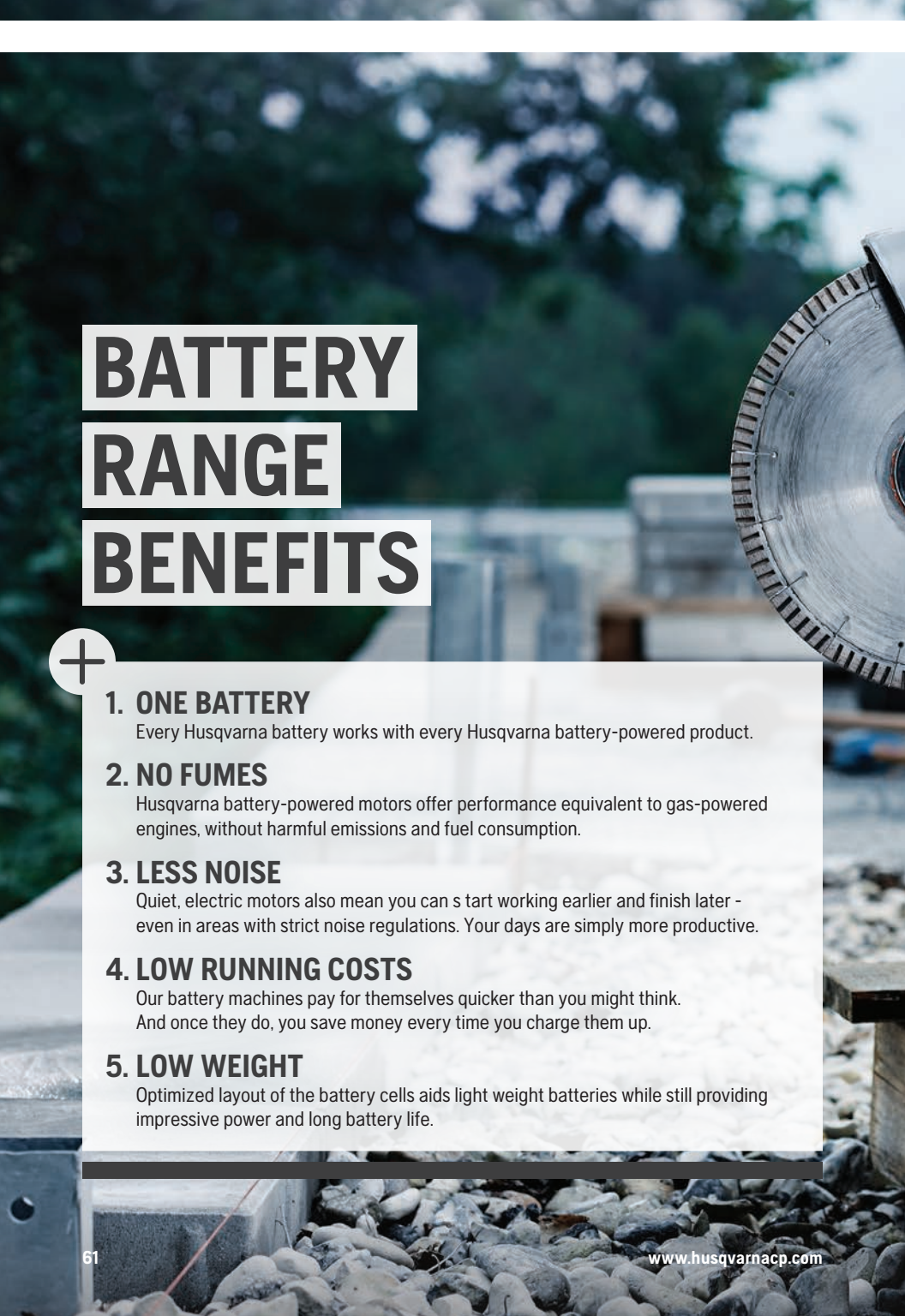




**13 MODELS**

**UNIVERSAL BATTERIES**

**CORDLESS  
EFFICIENT  
RELIABLE**



# BATTERY RANGE BENEFITS



## 1. ONE BATTERY

Every Husqvarna battery works with every Husqvarna battery-powered product.

## 2. NO FUMES

Husqvarna battery-powered motors offer performance equivalent to gas-powered engines, without harmful emissions and fuel consumption.

## 3. LESS NOISE

Quiet, electric motors also mean you can start working earlier and finish later - even in areas with strict noise regulations. Your days are simply more productive.

## 4. LOW RUNNING COSTS

Our battery machines pay for themselves quicker than you might think. And once they do, you save money every time you charge them up.

## 5. LOW WEIGHT

Optimized layout of the battery cells aids light weight batteries while still providing impressive power and long battery life.







# Husqvarna K 535i & K 535i Package

## Applications

- Perfect for cutting rebar, landscape pavers, brick, block and 3" deep in concrete.



1 YEAR WARRANTY

Power Cutter Models	K 535i
Part No. (includes Tacti-Cut blade, battery not included)	967795902
Part No. (includes Tacti-Cut blade, BLi 200 battery & QC 330 charger)	967795903

## Technical Specifications

Blade, in (mm)	9 (229)
Cutting depth, in (mm)	3 (76)
Battery type	Li-ion
Voltage, V	36
Motor type	BLDC (brushless)
Sound power level Lwa, dB(A)	111
Sound pressure level, dB(A)	110
Vibration front handle equivalent, m/s <sup>2</sup>	2.1
Vibration rear handle equivalent, m/s <sup>2</sup>	2.5
Weight without cutting equipment, lbs (kgs)	7.7 (3.5)

### Features

Controlled blade speed	Yes
Wet kit	Integrated
SaveE	Yes

Battery Models	BLi 20	BLi 100	BLi 200	BLi 300	BLi 550X	BLi 950X
Part No.	967963802	967963902	967964102	967964302	967964502	967964602
Battery capacity, Ah	4.0	2.6	5.2	9.4	15.6	31.1
Battery output power, Wh	144	93.6	187.2	337	561.6	1119.6
Battery type	Li-Ion	Li-Ion	Li-Ion	Li-Ion	Li-Ion	Li-Ion
Battery voltage, V	36	36	36	36	36	36
Cells per battery	20	10	20	30	60	90
Battery weight, lbs (kg)	2.7 (1.2)	1.9 (.84)	2.9 (1.3)	4.2 (1.9)	17.5 (99.5)	20.7 (94)
Connectivity, Bluetooth	No	No	No	No	Yes	Yes



# Battery Cutter Diamond Blades

## Vari-Cut FR3 Battery Blade

### METAL CUTTING BLADE

- FR3: free cutting in hard metals, PVC, tile backer boards, steel & roofing tiles.



**FR3 | Wet Cutting | Laser Welded**

Sizes - Inches (mm)	Part Number
9 (229)	574853801

Total segment height is .200"

## Tacti-Cut S35S Battery Blade

### GENERAL PURPOSE BLADE

- S35S: fast, smooth cutting in stone, tile, brick, concrete & masonry materials. (silent core)



**S35S | Dry or Wet Cutting | Diffusion Bond**


Sizes - Inches (mm)	Part Number
9 (229) Abrasive	596520301

Total segment height is .200"

## Tacti-Cut Metal Battery Blade

### METAL ABRASIVE BLADE

- Tacti-Cut Metal: general purpose metal cutting.



**Tacti-Cut Metal | Dry Cutting**

Sizes - Inches (mm)	Part Number
9 (229)	596826701

Total segment height is .200"







# Husqvarna 120i Chainsaw

## Applications

- Perfect for the homeowner. Ideal for light pruning and cleaning up limbs around the home.



Battery Models		120i
Part No. (bar, chain & battery not included)		967098102

## Technical Specifications

Bar, in (mm)	14 (350)
Cutting depth, in (mm)	14 (350)
Battery type	Li-ion
Voltage, V	36.5
Motor type	BLDC (brushless)
Tool-less chain tensioning	Yes
SaveE	Yes
Sound power level L <sub>wa</sub> , dB(A)	101
Sound pressure level, dB(A)	98
Vibration front handle equivalent, m/s <sup>2</sup>	2.64
Vibration rear handle equivalent, m/s <sup>2</sup>	2.76

Battery Models	BLi 20	BLi 100	BLi 200	BLi 300	BLi 550X	BLi 950X
Part No.	967963802	967963902	967964102	967964302	967964502	967964602
Battery capacity, Ah	4.0	2.6	5.2	9.4	15.6	311
Battery output power, Wh	144	93.6	187.2	337	561.6	1119.6
Battery type	Li-Ion	Li-Ion	Li-Ion	Li-Ion	Li-Ion	Li-Ion
Battery voltage, V	36	36	36	36	36	36
Cells per battery	20	10	20	30	60	90
Battery weight, lbs (kg)	2.7 (1.2)	1.9 (.84)	2.9 (1.3)	4.2 (1.9)	17.5 (99.5)	20.7 (94)
Connectivity, Bluetooth	No	No	No	No	Yes	Yes



# Husqvarna 536Li Chainsaw

## Applications

- Ideal for light pruning and tree removal where you need the extra reach a rear handle saw offers.



Battery Models	536Li XP
Part No. (bar, chain & battery not included)	966729174

## Technical Specifications

Maximum bar, in (mm)	14 (350)
Cutting depth, in (mm)	14 (350)
Battery type	Li-ion
Voltage, V	36
Motor type	BLDC (brushless)
Weight without battery, lbs (kg)	5.7 (2.6)
Intuitive key pad	Yes
SaveE	Yes
Sound power level Lwa, dB(A)	106
Sound pressure level, dB(A)	104
Vibration front handle equivalent, m/s <sup>2</sup>	2.5
Vibration rear handle equivalent, m/s <sup>2</sup>	2.8

Battery Models	BLi 20	BLi 100	BLi 200	BLi 300	BLi 550X	BLi 950X
Part No.	967963802	967963902	967964102	967964302	967964502	967964602
Battery capacity, Ah	4.0	2.6	5.2	9.4	15.6	31.1
Battery output power, Wh	144	93.6	187.2	337	561.6	1119.6
Battery type	Li-Ion	Li-Ion	Li-Ion	Li-Ion	Li-Ion	Li-Ion
Battery voltage, V	36	36	36	36	36	36
Cells per battery	20	10	20	30	60	90
Battery weight, lbs (kg)	2.7 (1.2)	1.9 (.84)	2.9 (1.3)	4.2 (1.9)	17.5 (99.5)	20.7 (94)
Connectivity, Bluetooth	No	No	No	No	Yes	Yes



# Husqvarna T535i Chainsaw

## Applications

- Pruning and small crown reduction.



## Battery Models

**T535i**

Part No. (bar, chain & battery not included)

966729272

## Technical Specifications

Maximum bar, in (mm)	14 (350)
Cutting depth, in (mm)	14 (350)
Battery type	Li-ion
Voltage, V	36
Motor type	BLDC (brushless)
Weight without cutting equipment, lbs (kg)	5.3 (2.4)
Intuitive key pad	Yes
SaveE	Yes
Sound power level Lwa, dB(A)	106
Sound pressure level, dB(A)	104
Vibration front handle equivalent, m/s <sup>2</sup>	2
Vibration rear handle equivalent, m/s <sup>2</sup>	2.4

Battery Models	BLi 20	BLi 100	BLi 200	BLi 300	BLi 550X	BLi 950X
Part No.	967963802	967963902	967964102	967964302	967964502	967964602
Battery capacity, Ah	4.0	2.6	5.2	9.4	15.6	311
Battery output power, Wh	144	93.6	187.2	337	561.6	1119.6
Battery type	Li-Ion	Li-Ion	Li-Ion	Li-Ion	Li-Ion	Li-Ion
Battery voltage, V	36	36	36	36	36	36
Cells per battery	20	10	20	30	60	90
Battery weight, lbs (kg)	2.7 (1.2)	1.9 (.84)	2.9 (1.3)	4.2 (1.9)	17.5 (99.5)	20.7 (94)
Connectivity, Bluetooth	No	No	No	No	Yes	Yes

# Husqvarna 530iP4 Pole Saw

## Applications

- Reaches up to 13 ft (4 m) to cut tree branches.



Battery Models	530iP4
Part No.	967884610

## Technical Specifications

Chain speed, ft/s (m/s)	65.6 (20)
Length, in (cm)	98 (250)
Battery type	Li-ion
Voltage, V	40
Motor type	BLDC (brushless)
Weight without battery, lbs (kg)	7.5 (3.4)
Intuitive key pad	Yes
Save	Yes
Sound power level Lwa, dB(A)	98
Sound pressure level at operators ear, dB(A)	88

Battery Models	BLi 20	BLi 100	BLi 200	BLi 300	BLi 550X	BLi 950X
Part No.	967963802	967963902	967964102	967964302	967964502	967964602
Battery capacity, Ah	4.0	2.6	5.2	9.4	15.6	311
Battery output power, Wh	144	93.6	187.2	337	561.6	1119.6
Battery type	Li-Ion	Li-Ion	Li-Ion	Li-Ion	Li-Ion	Li-Ion
Battery voltage, V	36	36	36	36	36	36
Cells per battery	20	10	20	30	60	90
Battery weight, lbs (kg)	2.7 (1.2)	1.9 (.84)	2.9 (1.3)	4.2 (1.9)	17.5 (99.5)	20.7 (94)
Connectivity, Bluetooth	No	No	No	No	Yes	Yes

# Husqvarna 536LiPT5 Pole Saw

## Applications

- Telescopic pole saw for pruning tree branches with a reach up to 16 ft (5 m).



Battery Models		536LiPT5
Part No.		967341810

## Technical Specifications

Chain speed, ft/s (m/s)	65.6 (20)
Length, in (cm)	157 (400)
Battery type	Li-ion
Voltage, V	40
Motor type	BLDC (brushless)
Weight without battery, lbs (kg)	11.02 (5)
Intuitive key pad	Yes
SaveE	Yes
Sound power level Lwa, dB(A)	98
Sound pressure level at operators ear, dB(A)	83

Battery Models	BLi 20	BLi 100	BLi 200	BLi 300	BLi 550X	BLi 950X
Part No.	967963802	967963902	967964102	967964302	967964502	967964602
Battery capacity, Ah	4.0	2.6	5.2	9.4	15.6	311
Battery output power, Wh	144	93.6	187.2	337	561.6	1119.6
Battery type	Li-Ion	Li-Ion	Li-Ion	Li-Ion	Li-Ion	Li-Ion
Battery voltage, V	36	36	36	36	36	36
Cells per battery	20	10	20	30	60	90
Battery weight, lbs (kg)	2.7 (1.2)	1.9 (.84)	2.9 (1.3)	4.2 (1.9)	17.5 (99.5)	20.7 (94)
Connectivity, Bluetooth	No	No	No	No	Yes	Yes



# Husqvarna 115iHD55 Hedge Trimmer

## Applications

- High-speed blade for extra capacity when trimming bushes..



Battery Models		115iHD55
Part No.		967098604

## Technical Specifications

Cutting speed, cuts/min	3000
Knife length, in (cm)	22 (56)
Battery type	Li-ion
Voltage, V	36.5
Motor type	BLDC (brushless)
Weight without battery, lbs (kg)	7.3 (3.3)
Twistable rear handle	Yes
SaveE	Yes
Sound power level Lwa, dB(A)	90
Sound pressure level at operators ear, dB(A)	78

Battery Models	BLi 20	BLi 100	BLi 200	BLi 300	BLi 550X	BLi 950X
Part No.	967963802	967963902	967964102	967964302	967964502	967964602
Battery capacity, Ah	4.0	2.6	5.2	9.4	15.6	31.1
Battery output power, Wh	144	93.6	187.2	337	561.6	1119.6
Battery type	Li-Ion	Li-Ion	Li-Ion	Li-Ion	Li-Ion	Li-Ion
Battery voltage, V	36	36	36	36	36	36
Cells per battery	20	10	20	30	60	90
Battery weight, lbs (kg)	2.7 (1.2)	1.9 (.84)	2.9 (1.3)	4.2 (1.9)	17.5 (99.5)	20.7 (94)
Connectivity, Bluetooth	No	No	No	No	Yes	Yes

# Husqvarna 520iHD60 Hedge Trimmer

## Applications

- A lighter weight hedge trimmer capable of handling all trimming applications.



Battery Models		520iHD60
Part No.		967915601

## Technical Specifications

Cutting speed, cuts/min	4000
Knife length, in (cm)	23.62 (60)
Battery type	Li-ion
Voltage, V	40
Motor type	BLDC (brushless)
Weight without battery, lbs (kg)	8.4 (3.8)
Twistable rear handle	Yes
SaveE	Yes
Sound power level Lwa, dB(A)	94
Sound pressure level at operators ear, dB(A)	78

Battery Models	BLi 20	BLi 100	BLi 200	BLi 300	BLi 550X	BLi 950X
Part No.	967963802	967963902	967964102	967964302	967964502	967964602
Battery capacity, Ah	4.0	2.6	5.2	9.4	15.6	311
Battery output power, Wh	144	93.6	187.2	337	561.6	1119.6
Battery type	Li-Ion	Li-Ion	Li-Ion	Li-Ion	Li-Ion	Li-Ion
Battery voltage, V	36	36	36	36	36	36
Cells per battery	20	10	20	30	60	90
Battery weight, lbs (kg)	2.7 (1.2)	1.9 (.84)	2.9 (1.3)	4.2 (1.9)	17.5 (99.5)	20.7 (94)
Connectivity, Bluetooth	No	No	No	No	Yes	Yes

# Husqvarna 536LiHE3 Hedge Trimmer

## Applications

- Perfect for easy and comfortable trimming of wide, high and low hedges.



Battery Models		536LiHE3
Part No.		967915812

## Technical Specifications

Cutting speed, cuts/min	4000
Knife length, in (cm)	22 (56)
Battery type	Li-ion
Voltage, V	40
Motor type	BLDC (brushless)
Weight without battery, lbs (kg)	9 (4.1)
Intuitive key pad	Yes
SaveE	Yes
Sound power level Lwa, dB(A)	95
Sound pressure level at operators ear, dB(A)	84

Battery Models	BLi 20	BLi 100	BLi 200	BLi 300	BLi 550X	BLi 950X
Part No.	967963802	967963902	967964102	967964302	967964502	967964602
Battery capacity, Ah	4.0	2.6	5.2	9.4	15.6	31.1
Battery output power, Wh	144	93.6	187.2	337	561.6	1119.6
Battery type	Li-Ion	Li-Ion	Li-Ion	Li-Ion	Li-Ion	Li-Ion
Battery voltage, V	36	36	36	36	36	36
Cells per battery	20	10	20	30	60	90
Battery weight, lbs (kg)	2.7 (1.2)	1.9 (.84)	2.9 (1.3)	4.2 (1.9)	17.5 (99.5)	20.7 (94)
Connectivity, Bluetooth	No	No	No	No	Yes	Yes



# Husqvarna 320iB Blowers

## Applications

- Perfect for work in noise sensitive and environmentally restricted areas.
- Ideal for both outdoor and indoor use
  - arenas, playgrounds, garages and barns.



Battery Models		320iB
Part No.	967094202	

## Technical Specifications

Air flow in pipe, cfm	289.58
Air speed, mph	82.87
Battery type	Li-ion
Voltage, V	40
Motor type	BLDC (brushless)
Weight without battery, lbs (kg)	5.29 (2.4)
Intuitive key pad	Yes
SavE	Yes
Sound power level Lwa, dB(A)	95
Sound pressure level at operators ear, dB(A)	80

Battery Models	BLi 20	BLi 100	BLi 200	BLi 300	BLi 550X	BLi 950X
Part No.	967963802	967963902	967964102	967964302	967964502	967964602
Battery capacity, Ah	4.0	2.6	5.2	9.4	15.6	31.1
Battery output power, Wh	144	93.6	187.2	337	561.6	1119.6
Battery type	Li-Ion	Li-Ion	Li-Ion	Li-Ion	Li-Ion	Li-Ion
Battery voltage, V	36	36	36	36	36	36
Cells per battery	20	10	20	30	60	90
Battery weight, lbs (kg)	2.7 (1.2)	1.9 (.84)	2.9 (1.3)	4.2 (1.9)	17.5 (99.5)	20.7 (94)
Connectivity, Bluetooth	No	No	No	No	Yes	Yes

# Husqvarna 115iL Bushcutter

## Applications

- Trimmer powerful enough to handle heavy use with grass blades.



Battery Models		115iL
Part No.		967098702

## Technical Specifications

Cutting width, in (cm)	14 (36)
Maximum power speed, rpm	5500
Battery type	Li-ion
Voltage, V	40
Motor type	BLDC (brushless)
Weight without battery, lbs (kg)	7.35 (3.33)
SavE	Yes
Sound power level Lwa, dB(A)	91
Sound pressure level at operators ear, dB(A)	77

Battery Models	BLi 20	BLi 100	BLi 200	BLi 300	BLi 550X	BLi 950X
Part No.	967963802	967963902	967964102	967964302	967964502	967964602
Battery capacity, Ah	4.0	2.6	5.2	9.4	15.6	311
Battery output power, Wh	144	93.6	187.2	337	561.6	1119.6
Battery type	Li-Ion	Li-Ion	Li-Ion	Li-Ion	Li-Ion	Li-Ion
Battery voltage, V	36	36	36	36	36	36
Cells per battery	20	10	20	30	60	90
Battery weight, lbs (kg)	2.7 (1.2)	1.9 (.84)	2.9 (1.3)	4.2 (1.9)	17.5 (99.5)	20.7 (94)
Connectivity, Bluetooth	No	No	No	No	Yes	Yes

# Husqvarna 520iLX Bushcutter

## Applications

- Perfect for heavy use cutting grass when brushcutting kit installed.



Battery Models	520iLX
Part No.	967916112

## Technical Specifications

Cutting width, in (cm)	16 (40.64)
Maximum power speed, rpm	5500
Battery type	Li-ion
Voltage, V	40
Motor type	BLDC (brushless)
Weight without battery, lbs (kg)	6.6 (3)
Tap 'n Go	Yes
SaveE	Yes
Sound power level Lwa, dB(A)	96
Sound pressure level at operators ear, dB(A)	76

Battery Models	BLi 20	BLi 100	BLi 200	BLi 300	BLi 550X	BLi 950X
Part No.	967963802	967963902	967964102	967964302	967964502	967964602
Battery capacity, Ah	4.0	2.6	5.2	9.4	15.6	311
Battery output power, Wh	144	93.6	187.2	337	561.6	1119.6
Battery type	Li-Ion	Li-Ion	Li-Ion	Li-Ion	Li-Ion	Li-Ion
Battery voltage, V	36	36	36	36	36	36
Cells per battery	20	10	20	30	60	90
Battery weight, lbs (kg)	2.7 (1.2)	1.9 (.84)	2.9 (1.3)	4.2 (1.9)	17.5 (99.5)	20.7 (94)
Connectivity, Bluetooth	No	No	No	No	Yes	Yes



# **BATTERY ACCESSORIES & SPARE PARTS**

Whether you need a new chain, battery box or charger we've got you covered. Find all the space part and accessories needed for your battery equipment.





## Power Cutter Accessories & Spare Parts

Accessories & Spare Parts		K 535i
Dust reducer unit, K535i XP	594077801	X
Battery Chart		K 535i
BLi 100	967963902	•
BLi 200	967964102	X
BLi 300	967964302	X
BLi 550X	967964502	X
BLi 950X	967964602	X
Battery bag	585371801	X
Battery, box	585428801	X
Battery, insulated bag	585371801	X
QC80	967964702	•
QC330	967964903	X
QC500	967965003	X
QC80F 12V	967964802	X

## Chain Saw Accessories & Spare Parts

Accessories & Spare Parts		536Li	T 535i	120i
Bar 3/8" 12" - std. (11mm)	595970745	X	X	-
Bar 3/8" 14" - 120i US (H37 1.3mm)	596009752	-	-	X*
Bar 3/8" 14" - std	595970752	X*	X*	X
Chain 3/8" 12" H38	591105045	X	X	-
Chain 3/8" 14" H37 (1.3mm)	585422152	-	-	X*
Chain 3/8" 14" H38	591105052	X*	X*	X
Spur sprocket 3/8"	590087701	X*	X*	X*
Bar cover	596703701	X*	X*	X*
Oil "flip up" cap	522620003	X*	X*	X*
Combination wrench	501691702	X*	X*	
Hus chaps - classic (36/38)	587160701	X	X	X
Battery Chart		536Li	T 535i	120i
BLi20	967963802	•	•	X*
BLi100	967963902	•	•	•
BLi200	967963902	X	X	X
BLi300	967964302	X	X	X
BLi550X	967964502	X	X	•
BLi950X	967964602	X	X	•
QC80	967964702	•	•	X*
QC330	967964903	X	X	X
QC500	967965003	X	X	X
QC80F 12V	967964802	X	X	X
Battery bag	585371801	X	X	X
Battery box	585428801	X	X	X

X = Accessories/Spare Parts | • = Works but not recommended | X\* = Standard Accessory

## Pole Saw Accessories & Spare Parts

Accessories & Spare Parts		530iP4	536LiPT5
Bar 3/8" 10" (A318)	596298540	X*	X*
Chain 3/8" 10" pole H37	591106040	X*	X*
Spur sprocket 3/8"	590087701	X*	-
Bar cover Pole Saw	537129901	X*	X*
Oil "flip up" cap small	577878603	X*	X*
Combination wrench	501691702	X*	X*
Battery Chart		530iP4	536LiPT5
BLi20	967963802	•	•
BLi100	967963902	•	•
BLi200	967963902	X	X
BLi300	967964302	X	X
BLi550X	967964502	X	X
BLi950X	967964602	X	X
QC80	967964702	X	X
QC330	967964903	X	X
QC500	967965003	X	X
QC80F 12V	967964802	X	X
Battery bag	585371801	X	X
Battery box	585428801	X	X

## Hedge Trimmer Accessories & Spare Parts

Battery Chart		155iHD55	520iHD60	520iHE3
BLi20	967963802	X*	•	•
BLi100	967963902	X	X	X
BLi200	967963902	X	X	X
BLi300	967964302	X	X	X
BLi550X	967964502	•	X	X
BLi950X	967964602	•	X	X
QC80	967964702	X*	X	X
QC330	967964903	X	X	X
QC500	967965003	X	X	X
QC80F 12V	967964802	X	X	X
Battery bag	585371801	X	X	X
Battery box	585428801	X	X	X

X = Accessories/Spare Parts | • = Works but not recommended | X\* = Standard Accessory

## Blower Accessories & Spare Parts

Battery Chart		320iB
BLi20	967963802	X*
BLi100	967963902	X
BLi200	967963902	X
BLi300	967964302	X
BLi550X	967964502	X
BLi950X	967964602	X
QC80	967964702	X*
QC330	967964903	X
QC500	967965003	X
QC80F 12V	967964802	X
Battery bag	585371801	X
Battery box	585428801	X

## Bushcutter Accessories & Spare Parts

Accessories & Spare Parts		115iL	520iLX
Trimmer head dual T25B	596280101		X*
Trimmer head dual line	596298540	X*	
Grass blade 4-tooth	578443701		X
Blade attachment kit US	587375002		X
Battery Chart		115iL	520iLX
BLi20	967963802	X*	•
BLi100	967963902	X	X
BLi200	967963902	X	X
BLi300	967964302	X	X
BLi550X	967964502	•	X
BLi950X	967964602	•	X
QC80	967964702	X*	X
QC330	967964903	X	X
QC500	967965003	X	X
QC80F 12V	967964802	X	X
Battery bag	585371801	X	X
Battery box	585428801	X	X

X = Accessories/Spare Parts | • = Works but not recommended | X\* = Standard Accessory



# Chargers

Chargers		QC80	QC80F	QC330	QC500
BLi20	967963802	X	X	X	X
BLi100	967963902	X	X	X	X
BLi200	967964102	X	X	X	X
BLi300	967964302	X	X	X	X
BLi550X	967964502	•	•	•	X
BLi950X	967964602	•	•	•	X
QC80	967964702				
QC330	967964903				
QC500	967965003				
QC80F 12V	967964802				
Battery bag	585371801				
Battery box	585428801	X	X	X	X



BLi100



BLi200



BLi300



BLi550X/BLi950X



QC330



QC500



Battery Bag



Battery Box

X = Accessories/Spare Parts | • = Works but not recommended | X\* = Standard Accessory

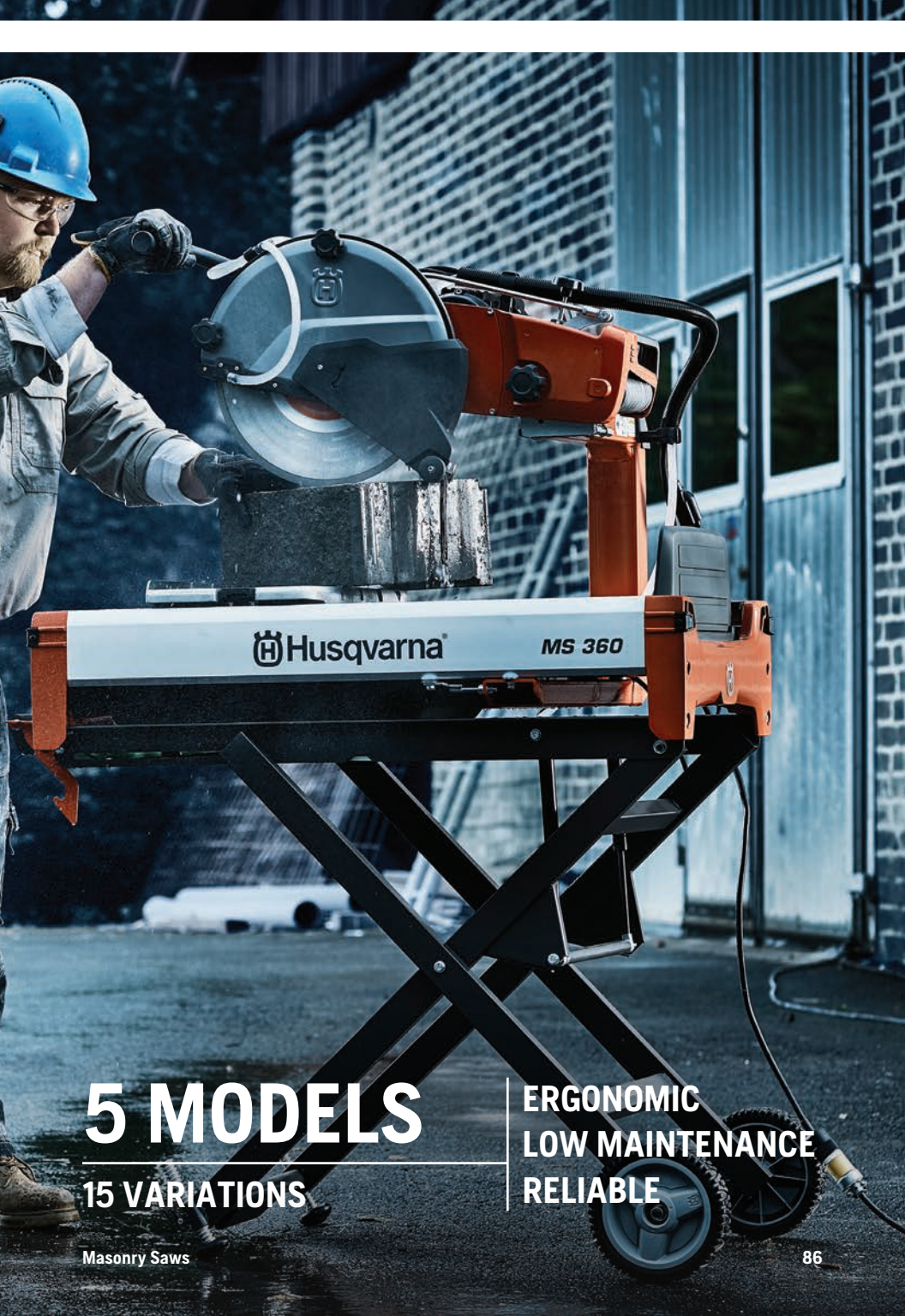


# HUSQVARNA MASONRY SAW RANGE

## EFFICIENT CUTTING OF BRICKS & BLOCKS

Our line of masonry saws takes into account the user and the many different environments you may find yourself working in. Whether indoors or outside, cutting dry or using just enough water to cut but keep the material dry, we have a masonry saw for you.





**5 MODELS**

**15 VARIATIONS**

**ERGONOMIC  
LOW MAINTENANCE  
RELIABLE**

# Husqvarna Masonry Saw Applications

## 1 | Foundations



**Recommend Saws: MS 610 G & MS 610 E**

Foundations are important for any structure. A strong foundation is key to any building standing the test of time. Our MS 610 masonry saw is powerful, rigid and designed for 10" deep cuts, plunge cutting with gas an electric options available to the contractor.



## 2 | Support Structure



**Recommend Saws: MS 610 & MS 360**

Masonry saws are used for cutting brick and block, which are used when setting support structures. Husqvarna's masonry saws feature the ability to cut a 10" block in one pass, 45 degree bevel cutting and plunge cutting make sure masonry contractors stay on or ahead of their project timeline.

## 3 | Buildings



**Recommended Saws: MS 610 & MS 360**

Masonry and bricks are not only used to build structures such as business and houses, but can also be decorative elements. Our saws can make highly precise cuts due to the parallel blade guard and ergonomically designed handle ensuring accurate, steady cuts. (MS 610)

## 4 | Landscaping



**Recommended Saws: MS 610 & MS 360**

Landscaping contractors need portable, powerful and efficient saws to cut pavers, bricks, and other stone materials. The Husqvarna MS 360 masonry saw can cut either wet or dry, features telescoping handles, bevel cuts, and the optional adjustable stand ensures contractors can cut at a comfortable height.



# HUSQVARNA MASONRY SAW BENEFITS



## 1. CLEAN WORK AREA

The patented water containment system adjusts and optimizes the use of water while cutting. The double-water spray splash guard reduces the need for cleaning. (MS 360 saws only)

## 2. LOW VIBRATIONS

The plunge handle ensures low vibrations for the operator.

## 3. POWER CHOICES

Masonry saws available in both gas and electric versions.

## 4. STA-LEVEL® BLADE GUARD

Keeps the blade guard parallel to the cutting table for accurate cuts.

## 5. MS 360 VAC ATTACHMENT

The MS 360 has an available vac attachment that helps adapt to dry cutting and help meet OSHA regulations.





# Husqvarna MS 610 Gas

## Applications

- Perfect for large jobs cutting block, brick or pavers.
- Capable of cutting 8" x 8" x 16" block with a 20" blade in one pass or a 10" block with a 24" blade in one pass.



Masonry Saw Models	MS 610	MS 610	MS 610	MS 610
Masonry Saw Breakdown	Gas 20"	Gas 24"	Gas 20" Clutch	Gas 24" Clutch
Part No. (blade not included)	967673601	967673602	967673603	967673604

## Technical Specifications

Blade diameter, in (mm)	20 (508)	24 (609)	20 (508)	24 (609)
Depth of cut, in (mm)	8 (203)	10 (254)	8 (203)	10 (254)
Bladeshaft, rpm	2,270	2,270	2,270	2,270
Power source	Gasoline	Gasoline	Gasoline	Gasoline
Power, hp (kW)*	13 (9.7)	13 (9.7)	13 (9.7)	13 (9.7)
Engine manufacturer	Kohler	Kohler	Kohler	Kohler
Arbor size, in (mm)	1 (25.4)	1 (25.4)	1 (25.4)	1 (25.4)
Weight uncrated, lbs (kg)	473 (214.5)	473 (214.5)	483 (219)	483 (219)
Weight crated, lbs (kg)	611 (277)	611 (277)	621 (282)	621 (282)
Dimensions uncrated, in (mm) L x W x H	54.5 x 28 x 76 (18 x 9.5 x 25)			



# Husqvarna MS 610 Electric

## Applications

- Perfect for large jobs cutting block, brick or pavers.
- Capable of cutting 8" x 8" x 16" block with a 20" blade in one pass or a 10" block with a 24" blade in one pass.



Masonry Saw Models	MS 610	MS 610	MS 610	MS 610
Masonry Saw Breakdown	Electric 14"	Electric 20"	Electric 20"	Electric 20"
Part No. (blade not included)	967673503	967673504	967673509	967673512

## Technical Specifications

Blade diameter, in (mm)	14 (350)	20 (508)	20 (508)	20 (508)
Depth of cut, in (mm)	5 (127)	8 (203)	8 (203)	8 (203)
Bladeshaft, rpm	3,090	3,090	2,317	2,317
Power source	Electric	Electric	Electric	Electric
Power, hp (kW)*	5 (3.7)	5 (3.7)	7.5 (5.6)	7.5 (5.6)
Engine manufacturer	Baldor	Baldor	Baldor	Baldor
Arbor size, in (mm)	1 (25.4)	1 (25.4)	1 (25.4)	1 (25.4)
Voltage, V	230	230	230	230
Cycle/Current	60/AC	60/AC	60/AC	60/AC
Phase	1	1	3	3
Full load amps	14.5/13	21.5/20	14.5/13	21.5/20
Starting amps	188/95	149/139	188/95	149/139
Weight uncrated, lbs (kg)	332 (149)	333 (150)	332 (149)	333 (150)
Weight crated, lbs (kg)	360 (161)	361 (162)	360 (161)	361 (162)
Dimensions uncrated, in (mm) L x W x H	47.75 x 22 x 57.5 (1,213 x 559 x 1,461)			

# Husqvarna MS 610 Electric 24"

## Applications

- Perfect for large jobs cutting block, brick or pavers.
- Capable of cutting 8" x 8" x 16" block with a 20" blade in one pass or a 10" block with a 24" blade in one pass.



Masonry Saw Models	MS 610	MS 610
Masonry Saw Breakdown	Electric 24"	Electric 24"
Part No. (blade not included)	967673510	967673513

## Technical Specifications

Blade diameter, in (mm)	24 (609)	24 (609)
Depth of cut, in (mm)	10 (254)	10 (254)
Bladeshaft, rpm	2,317	2,317
Power source	Electric	Electric
Power, hp (kW)*	7.5 (5.6)	7.5 (5.6)
Engine manufacturer	Baldor	Baldor
Arbor size, in (mm)	1 (25.4)	1 (25.4)
Voltage, V	230	480
Cycle/Current	60/AC	60/AC
Phase	3	3
Full load amps	19.4/9.7	19.4/9.7
Starting amps	166/83	166/83
Weight uncrated, lbs (kg)	368 (165)	368 (165)
Weight crated, lbs (kg)	395 (177)	395 (177)
Dimensions uncrated, in (mm) L x W x H	47.75 x 22 x 57.5 (1,213 x 559 x 1,461)	

# Husqvarna MS 360 Gas

## Applications

- Perfect for large jobs cutting block, brick or pavers.
- Cuts up to 15" deep.



Masonry Saw Models	MS 360
Masonry Saw Breakdown	Gas
Part No. (adjustable stand sold separately)	967318201

## Technical Specifications

Blade diameter, in (mm)	14 (350)
Depth of cut, in (mm)	5 (127)
Bladeshaft, rpm	3,100
Power source	Gasoline
Power, hp (kW)*	4.8 (3.6)
Engine manufacturer	Honda
Arbor size, in (mm)	1 (25.4)
Weight uncrated, lbs (kg)	169.75 (77)
Weight crated, lbs (kg)	234 (106)
Dimensions uncrated, in (mm) L x W x H	44 x 16 x 37 (1,120 x 639 x 938)

# Husqvarna MS 360 Electric

## Applications

- Perfect for large jobs cutting block, brick or pavers.
- Cuts up to 5" deep.



Masonry Saw Models	MS 360	MS 360
Masonry Saw Breakdown	115V 1.5HP	115V/230V 1.5HP
Part No. (adjustable stand sold separately)	967285201	967285202

## Technical Specifications

Blade diameter, in (mm)	14 (350)	14 (350)
Depth of cut, in (mm)	5 (127)	5 (127)
Bladeshaft, rpm	2,330	2,330
Power source	Electric	Electric
Power, hp (kW)*	1.5 (1.1)	1.5 (1.1)
Arbor size, in (mm)	1 (25.4)	1 (25.4)
Voltage, V	115	115/208-230
Plug Type	L5-15	L5-15
Cycle/Current	60/AC	60/AC
Phase	1	1
Full load amps	14	14/7
Weight uncrated, lbs (kg)	131 (59.5)	131 (59.5)
Weight crated, lbs (kg)	171 (77)	171 (77)
Dimensions uncrated, in (mm) L x W x H	39.8 x 26.4 x 25.6 (1010 x 670 x 650)	



# Husqvarna MS 360 Electric

## Applications

- Perfect for large jobs cutting block, brick or pavers.
- Cuts up to 5" deep.



Masonry Saw Models	MS 360	MS 360
Masonry Saw Breakdown	115V/230V 2HP	230V 3HP
Part No. (adjustable stand sold separately)	967285203	967285204

## Technical Specifications

Blade diameter, in (mm)	14 (350)	14 (350)
Depth of cut, in (mm)	5 (127)	5 (127)
Bladeshaft, rpm	2,330	2,330
Power source	Electric	Electric
Power, hp (kW)*	2 (1.5)	3 (2.2)
Arbor size, in (mm)	1 (25.4)	1 (25.4)
Voltage, V	115/208-230	208-230
Plug Type	L6-20	L6-20
Cycle/Current	60/AC	60/AC
Phase	1	1
Full load amps	18/9	12.5
Weight uncrated, lbs (kg)	139 (63)	147 (67)
Weight crated, lbs (kg)	182 (82)	191 (86)
Dimensions uncrated, in (mm) L x W x H	39.8 x 26.4 x 25.6 (1010 x 670 x 650)	



# MASONRY ACCESSORIES & SPARE PARTS

Whether you need a new water pump, belt or want to add a rip guide we've got you covered. Find all the space part and accessories needed for your masonry saw.



# Masonry Stands & Attachments

## Applications

- Adjustable stand can be positioned, with one hand, at various heights for operator comfort or collapsed.
- Fixed height stand allows for easy set up and transportation due to integrated transport wheels.



Masonry Stand Models	Adjustable Stand	Fixed Height Stand
Part No.	590296801	579596401



## MS 360 Vac Attachment

The new MS 360 Vac Attachment helps operators adapt to dry cutting and help meet OSHA silica regulations. The dust port on the shroud connects directly to the saw cart of the MS 360 (either electric or gas versions) and can be adjusted for different material sizes.



Masonry Attachments	Vac Attachment
Part No.	589909901

Wet Cutting Masonry	W-Line	Water Supply	Dry Masonry Sawing	S 26
MS 360	+	Water pump ✓	MS 360	VK ✓
MS 360 G	+	Water pump ✓	MS 360 G	VK ✓

✓ Attached to machine + Part of solution **VK** - Vac Kit

TO LEARN MORE ABOUT HOW OUR PRODUCTS CAN HELP MEET OR EXCEED OSHA SILICA REGULATIONS, PLEASE VISIT [WWW.HUSQVARNACP.COM/US/SILICA](http://WWW.HUSQVARNACP.COM/US/SILICA)



# Masonry Saw Accessories & Spare Parts

Accessories		MS 610 E	MS 610 G	MS 360	MS 360 G
Adapter cord, 20A twist to 15A straight	542173120			X	
Rip Guide	542030351	X	X		
Stand, adjustable rolling	585581601			X	X
Stand, fixed leg	579596401			X	X
Wheel-Around Kit	501539201	X	X		
Wheel kit, conveyor cart replacement	542189041	X	X		
Spare Parts		MS 610 E	MS 610 G	MS 360	MS 360 G
Belt	581299901				X
Blade guard seal	585246301			X	
Conveyor cart complete	581342501			X	
Conveyor cart	584875701	X	X		
Drive belt	581559101			X	
Filter, pump	585520901				X
Water pan drain plug kit	583951701			X	
Water pump, electric	542032088	X	X		
Water pump/Water Pump, 110V TS70/TS90	586668301			X	
Wrench, blade shaft	510225437			X	

A large industrial facility, likely a manufacturing plant, with a worker in the background. In the foreground, there are large, circular diamond blades mounted on stands. The worker is wearing a dark shirt, jeans, and safety glasses, and is working on a machine. The facility has a high ceiling with various pipes and equipment. The floor is concrete and has some blue liquid spilled on it. The overall scene is industrial and focused on manufacturing.

# DIAMOND BLADES

Husqvarna Construction Products has been engineering, testing, and manufacturing diamond tools for decades. We do this, so that when you are out in the field running our blades, you get the best performance. Matching the right blade, to the right saw, to the right application to achieve peak performance is what we do.



# BLADE QUALITY LEVELS



## ELITE-CUT SERIES

Elite-Cut blades are developed for intensive professional use on high-horsepower saws in specialized applications. They provide maximum cutting speed and wear resistance in heavy cutting applications.



## REFRACTORY SERIES

Refractory blades are developed for intensive professional use on high-horsepower saws in specialized applications. They provide maximum cutting speed and wear resistance in heavy cutting applications.



## VARI-CUT™ SERIES

Vari-Cut™ blades are made for professional use in all-around applications. They provide high cutting speed and wear resistance in all cutting applications.



## TACTI-CUT SERIES

Tacti-Cut diamond blades are developed for occasional use. They provide a good balance between performance and price in common cutting applications.

To learn more about diamond tools visit:  
[www.husqvarnacp.com/us/diamond-tools/](http://www.husqvarnacp.com/us/diamond-tools/)



# Diamond Blades for Masonry Sawing

## Elite-Cut/Elite Cut (S) Turbo

NONSILENT CORE & SILENT CORE MASONRY

- Elite-Cut Turbo/Turbo(S): thick granite, marble/similar stone and high density masonry brick. Free cutting on extremely hard, dense and non-abrasive materials.



### Elite-Cut Turbo | Dry or Wet Cutting | Laser Welded

Sizes - Inches (mm)	Turbo Part No.	Turbo (Silent Core) Part No.
14 (350) x .125 x 1 DP	589518001	589517201
20 (508) x .140 x 1 DP	589518101	589517301
24 (609) x .140 x 1 DP	-	-

Total segment height is .500" (.400" diamond depth; .100" segment base).

## Elite-Cut/Elite Cut (S) Brick

NONSILENT CORE & SILENT CORE MASONRY

- Elite-Cut Brick/Brick(S): brick pavers, dense concrete pavers and general purpose brick.



### Elite-Cut Brick | Dry or Wet Cutting | Laser Welded

Sizes - Inches (mm)	Brick Part No.	Brick (Silent Core) Part No.
14 (350) x .125 x 1 DP	589518201	589517401
20 (508) x .140 x 1 DP	589518301	589517501
24 (609) x .140 x 1 DP	-	-

Total segment height is .500" (.400" diamond depth; .100" segment base).



# Diamond Blades for Masonry Sawing

## Elite-Cut/Elite Cut (S) GP

**NONSILENT CORE & SILENT CORE MASONRY**

- Elite-Cut GP/GP(S): general purpose masonry applications including brick, pavers/patio block and other low density masonry brick.



### Elite-Cut GP | Dry or Wet Cutting | Laser Welded


Sizes - Inches (mm)	GP Part No.	GP (Silent Core) Part No.
14 (350) x .125 x 1 DP	<b>589518401</b>	<b>589517601</b>
20 (508) x .140 x 1 DP	<b>589518501</b>	<b>589517701</b>
24 (609) x .140 x 1 DP	-	-

Total segment height is .500" (.400" diamond depth; .100" segment base).

## Elite-Cut/Elite Cut (S) Block

**NONSILENT CORE & SILENT CORE MASONRY**

- Elite-Cut Block/Block(S): Abrasive, lightweight block. Longer life in block and low density brick.



### Elite-Cut Block | Dry or Wet Cutting | Laser Welded

Sizes - Inches (mm)	Block Part No.	Block (Silent Core) Part No.
14 (350) x .125 x 1 DP	<b>589518601</b>	<b>589517801</b>
20 (508) x .140 x 1 DP	<b>589518701</b>	<b>589517901</b>
24 (609) x .140 x 1 DP	<b>590907701</b>	<b>591144601</b>

Total segment height is .500" (.400" diamond depth; .100" segment base).

# Diamond Blades for Masonry Sawing

## Elite-Cut Refractory

### REFRACTORY MASONRY

- Elite Cut Refractory: Fast cutting in hard, 80-90% high alumina, super-duty blast furnace materials including dense castable refractories of alumina, calcia, silica, zirconia, magnesia and a wide range of difficult-to-cut refractories.



#### Refractory | Dry or Wet Cutting | Laser Welded

Sizes - Inches (mm)	Part Number
14 (350) x .110 x 1 DP	590043501
18 (450) x .125 x 1 DP	590043601
20 (508) x .125 x 1 DP	590043901

Total segment height is .335" (.260" diamond depth, .75" segment base).

## Vari-Cut™

### GENERAL PURPOSE, ABRASIVE MATERIAL

- Vari-Cut™: general purpose, cured concrete, brick.



#### Vari-Cut | Dry or Wet Cutting | Laser Welded

Sizes - Inches (mm)	Part Number
14 (350) x .110 x 1 DP	542751359
20 (508) x .125 x 1 DP	-

Total segment height Vari-Cut & Vari-Cut Turbo: .400" (.300" diamond depth). Total segment height for Vari-Cut Masonry: .335" (.260" diamond depth, .075" segment base).

# Diamond Blades for Masonry Sawing

## Vari-Cut™ Turbo

GENERAL PURPOSE, ABRASIVE MATERIAL

- Vari-Cut™ Turbo: fast cutting, hard concrete, stone and masonry materials.



Vari-Cut Turbo | Dry or Wet Cutting | Laser Welded

Sizes - Inches (mm)	Part Number
14 (350) x .110 x 1 DP	542751359
20 (508) x .125 x 1 DP	-

Total segment height Vari-Cut & Vari-Cut Turbo: .400" (.300" diamond depth). Total segment height for Vari-Cut Masonry: .335" (.260" diamond depth; .075" segment base).

## Vari-Cut™ Masonry

GENERAL PURPOSE, ABRASIVE MATERIAL

- Vari-Cut Masonry: masonry blade design for fast cutting and long life in construction blocks.



Vari-Cut Masonry | Dry or Wet Cutting | Laser Welded

Sizes - Inches (mm)	Part Number
14 (350) x .110 x 1 DP	587620001
20 (508) x .125 x 1 DP	587620002

Total segment height Vari-Cut & Vari-Cut Turbo: .400" (.300" diamond depth). Total segment height for Vari-Cut Masonry: .335" (.260" diamond depth; .075" segment base).

# Diamond Blades for Masonry Sawing

## Tacti-Cut™ VH3

### GENERAL PURPOSE MATERIAL

- Tacti-Cut VH3: continuous rim for fast, clean cuts in concrete, brick and natural stone.



#### Tacti-Cut VH3 | Dry or Wet Cutting | Laser Welded

Sizes - Inches (mm)	Part Number
14 (350) x .118 x 1 DP	-
14 (350) x .125 x 1 DP	589487901

Total segment height is .450" (.350" diamond depth).

## Tacti-Cut™ VH5

### GENERAL PURPOSE MATERIAL

- Tacti-Cut VH5: general purpose, brick and masonry.



#### Tacti-Cut VH5 | Dry or Wet Cutting | Laser Welded

Sizes - Inches (mm)	Part Number
14 (350) x .118 x 1 DP	542774463
14 (350) x .125 x 1 DP	-

Total segment height is .450" (.350" diamond depth).





## Additional Application Catalogs



Concrete Cutting & Drilling



Demolition




Surface Prep/Dust & Slurry



Concrete Prep & Finishing



Wall & Wire Saws



Diamond Tooling Chart



**FLAT SAWS**



**CORE DRILLS**



**POWER CUTTERS**



**FINISHING**



**SOFF-CUT®**



**SURFACE PREP**



**REMOTE DEMOLITION**



**BATTERY**



**MASONRY SAWS**



**COMPACTION**



**DUST & SLURRY**



**WALL SAWS**



**WIRE SAWS**



**DIAMOND TOOLING**



0017095324



**POWER CUTTERS**



**BATTERY RANGE**



**MASONRY SAWS**



**DIAMOND TOOLS**

[www.husqvarnacp.com](http://www.husqvarnacp.com)