

Multi Gas Clip Pump IR

PUMPED up multi gas detector with internal pump
runs 52 hours continuously on a single charge



- Operates with pump on for 52 hours continuously
- Detects combustible gases (LEL), hydrogen sulfide (H₂S), carbon monoxide (CO) & oxygen (O₂)
- Powerful but quiet pump draws from up to 75 feet
- 1-year calibration cycle saves valuable time & test gas
- Detects accurately in oxygen-depleted environments
- Low maintenance cost - infrared LEL sensor is immune to poisons
- Simple-to-use one-button operation - large, easy-to-read screen
- Lightweight & durable - alligator clip clamps on tight

gasclip
technologies

Portable Gas Detectors You Can Count On

gascliptech.com • +1.972.775.7577 • Toll-free: 1.877.525.0808
email: info@gascliptech.com

Multi Gas Clip Pump Versions

Multi Gas Clip Pump Infrared Part# MGC-IR-PUMP	Infrared four gas detector with internal pump for H ₂ S, CO, O ₂ & LEL
Multi Gas Clip Pump Pellistor Part# MGC-P-PUMP	Pellistor four gas detector with internal pump for H ₂ S, CO, O ₂ & LEL

Included with detectors: charger, ten foot sampling hose, stainless steel diffusion stone, ten additional filters (five hydrophobic and five particulate), calibration certificate & Quick Start Guide.

Multi Gas Clip Pump Accessories



MGC Pump Clip Dock*
Part# MGC-DOCK-PUMP
High Pressure
Part# MGC-DOCK-PUMP-HP



MGC Pump Clip Dock Wall Mount*
Part# MGC-WMDOCK-PUMP
High Pressure
Part# MGC-WMDOCK-PUMP-HP



6ft. Telescoping Sampling Probe
Part# MGC-TSPROBE



Neoprene Case for MGC Pump and Telescoping Probe*
Part# MGC-PUMP-TSCASE



MGC Pump Quick Disconnect*
Part# MGC-PUMP-QD



MGC Remote Sampling Probe
Part# MGC-PROBE-1



GCT IR Link
Part# GCT-IR-LINK



MGC Multi Charger
Part# MGC-CHRG-MULTI






MGC Vehicle Charger
Part# MGC-V-CHARGER1

*Detector(s) and/or Telescoping Sampling Probe not included. Please contact Gas Clip Technologies for additional spare parts, accessories & gas.

Distributed by:

SPECIFICATIONS

Size - Weight	5.7" H x 3.0" W x 1.5" D (147 x 78 x 38.3 mm) • 12.4 oz. (352 g)
Temperature	-4° to +122°F (-20° to +50°C)
Humidity	5% to 100% RH (non-condensing)
Battery Life	Infrared version.....52 hours (continuous) Pellistor version.....12 hours (continuous)
Charge Time	4 - 6 hours
Alarms	Visual, vibrating & audible (minimum 95 dB) Pump, Low, High, STEL, TWA & OL (Over Limit)
LED's	4 Red alarm bar LEDs Yellow back-light (activated on button press) Red back-light (activated on alarm condition) Yellow maintenance notification LED
Display	High viewing angle alphanumeric Liquid Crystal Display (LCD)
Logs	25 Bump tests, 25 events & 25 calibrations Continuous 1-second data logging (typical capacity > 2 months)
Tests	Full-function self-test upon activation Sensors, battery and circuitry tests run continuously
Ratings	EMC Directive 2004/108/EC IP 67
Gas Inlet	1/8" Stainless steel barbed fitting
Pump Draw	Sample from up to 75 ft. (23 m)
Certifications and Approvals	 <p>CSA: C22.2 152-M1984; CSA 14.2696027 ANSI/ISA 12.13.01-2000 Intrinsically Safe/Sécurité Intrinsèque Class I, Division 1, Group A, B, C and D, T4 MGC-IR-PUMP: Class I, Zone 0, AEx ia IIC T4 Ga MGC-P-PUMP: Class I, Zone 1, AEx d ia IIC T4 Gb -20°C ≤ Ta ≤ +50°C; 3.8 Vdc nominal</p>  <p>IECEX: IECEx CSA 14.0029 MGC-IR-PUMP: Ex ia IIC Ga MGC-P-PUMP: Ex d ia IIC T4 Gb IEC 60079-0:2011 Edition: 6.0 IEC 60079-1:2007-04 Edition: 6.0 IEC 60079-11:2011 Edition: 6.0 -20°C ≤ Ta ≤ +50°C; 3.8 Vdc nominal</p>  <p>ATEX: Sira 14ATEX2120 MGC-IR-PUMP: Ex ia IIC T4 Ga MGC-P-PUMP: Ex d ia IIC T4 Gb EN 60079-0:2012/A11, 60079-1:2014, 60079-11:2012, 60079-26:2007</p>
Warranty	Full 2 years
Gases	H ₂ S.....0 - 100 PPM (0.1 PPM increments) CO.....0 - 500 PPM (1 PPM increments) Combustible (LEL).....0 - 100% LEL (0.1% increments) O ₂0 - 30% vol. (0.1% increments)
Sensor Type	H ₂ S, CO & O ₂Plug-in electrochemical cell Combustible (LEL).....Plug-in infrared (IR) or pellistor
Recommended Calibration Frequency	Infrared version.....1 year Pellistor version.....6 months

USER OPTIONS

Custom user message	Maintenance notification
TWA/STEL intervals	TWA method
Languages (6)	Sensor enable/disable
Latching alarms	SAFE display
Self-test lock	Dock lock
Auto-zero on start up	Calibration gas percentage
Bump test interval	Calibration interval
Low/High alarm	TWA/STEL alarm
Pump test	% LEL or % by-vol

Specifications are subject to change without notice due to ongoing product development.
Copyright © 2021 Gas Clip Technologies, Inc. All Rights Reserved

